




steel building & residential metal roofing trim components

877-2-MUELLER (877-268-3553) www.MuellerInc.com



Rugged steel buildings and responsive service. That's Mueller.

table of contents

- 3 steel building trim components
 - 19 residential trim components
 - 29 additional products
 - 30 sales policy
 - 31 index
 - 32 contact information
-


www.MuellerInc.com

Mueller is pleased to present high-quality trim components for our complete line of steel buildings.

In this catalog, you'll find everything you need to give Mueller steel buildings a finished, customized appearance — from corner boxes to peak boxes, from door trims to gutters.

Of course, if you ever have questions about our trim components — or any Mueller product — just call one of our knowledgeable sales associates. You can also find the answers to many questions online at www.MuellerInc.com, where you can access photos, detailed product information, installation manuals, and directions to all of the Mueller branches.

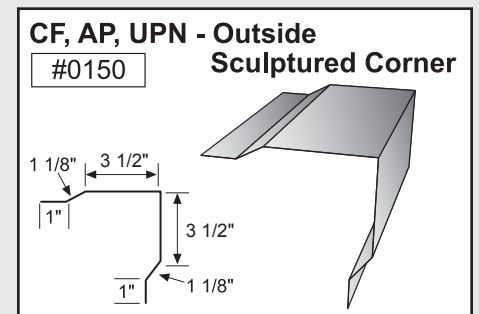
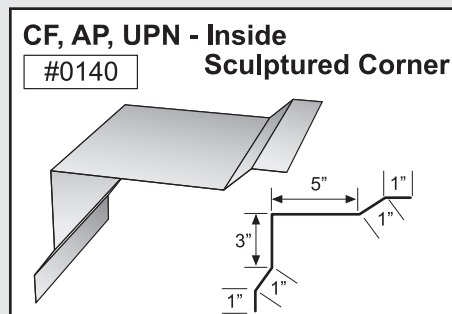
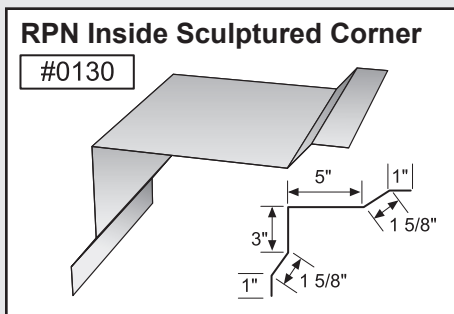
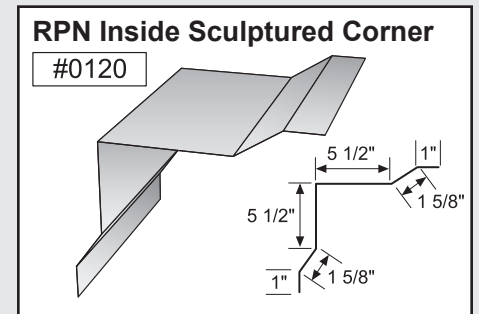
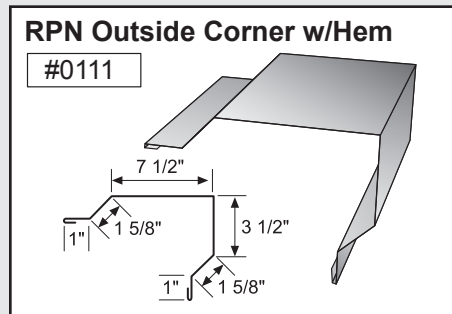
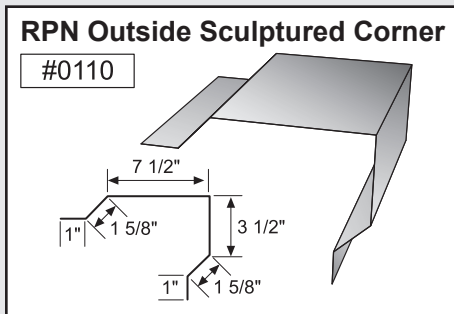
We appreciate your business, and hope that you continue to choose Mueller for all of your steel building needs!



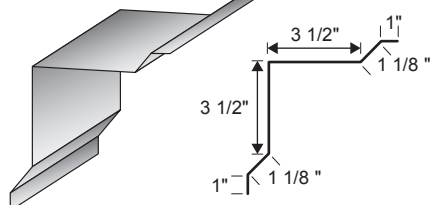
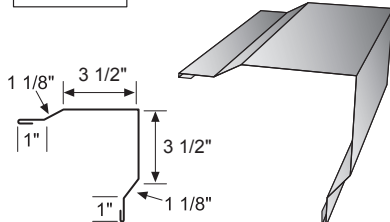
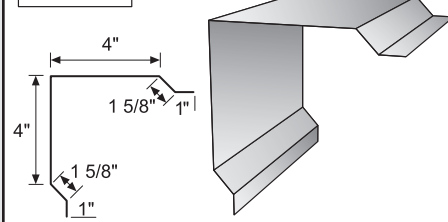
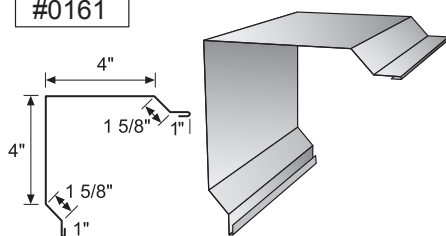
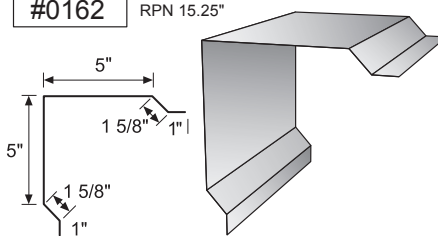
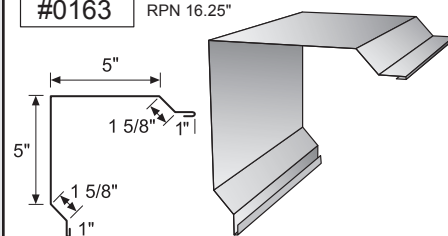
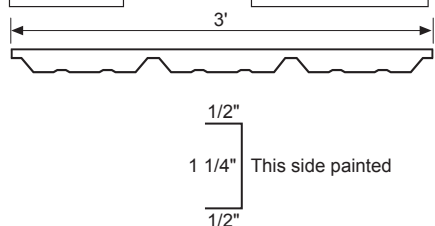
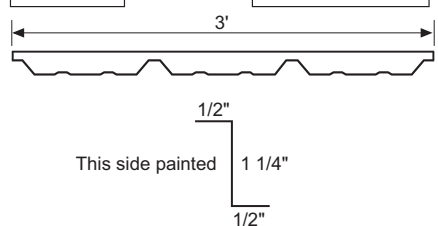
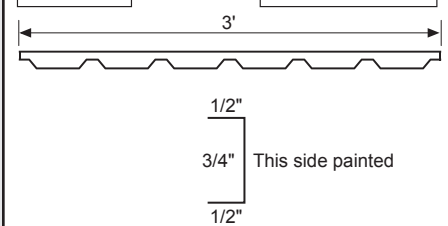
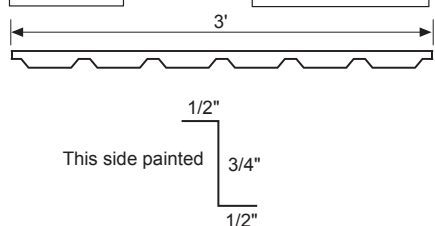
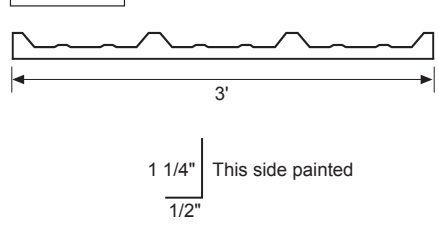
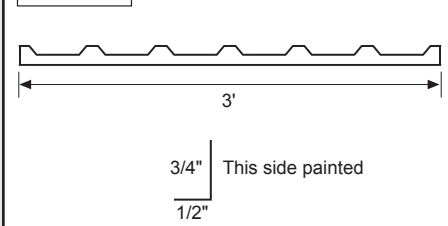
- Corner Box — **1**
- Peak Box — **2**
- Rake Trim — **3**
- Door Head Trim — **4**
- Roll-Up Door — **5**
- Jamb Trim — **6**
- Corner Trim — **7**
- Downspout — **8**
- Downspout Kickout — **9**
- Gutter or Eave Trim — **10**

Mueller trim components can provide a cleaner and more finished look for your building. In an effort to minimize paint scratches during transit, we apply a protective plastic coating to some trim items. Be sure to remove the protective coating before installation. Avoid exposing the items to direct sunlight, which could make the plastic more difficult to remove.

CORNER TRIM



Standard profiles are shown. Need custom shaped profiles? Just contact a Mueller Sales Representative.

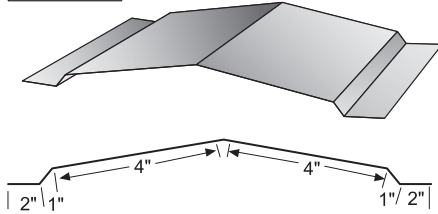
CORNER TRIM *CONTINUED***UPN, CF, AP -****#0151 Inside Corner - 11.25"****CF, AP, UPN - Outside Sculptured****#0152 Corner w/Hem****RPN - Outside Sculptured Corner****#0160****RPN Outside Corner w/Hem****#0161****Outside Corner****#0162 RPN 15.25"****Outside Corner w/Hem****#0163 RPN 16.25"****CLOSURES****RPN OS Closure "C"****#0327****Vented #0336****RPN OS Closure "Z"****#0329****Vented #0337****UPN OS Closure "C"****#0332****Vented #0334****UPN OS Closure "Z"****#0333****Vented #0335****RPN IS Closure 3'****#0338****UPN IS Closure 3'****#0339**

RIDGE ROLL

Ridge Roll

#0200

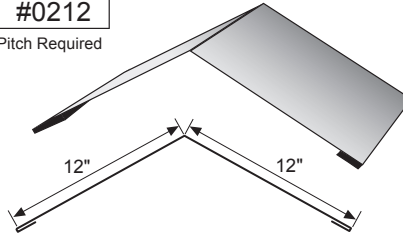
Pitch Required



Ridge Roll Profile

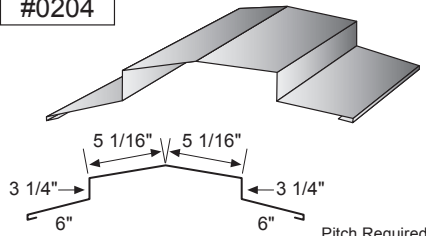
#0212

Pitch Required



UTL Vent Splice/Ridge Roll

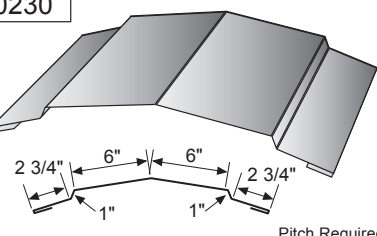
#0204



Pitch Required

Sculptured Ridge Roll

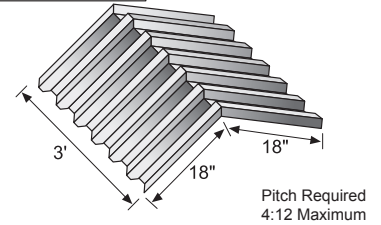
#0230



Pitch Required

UPN & RPN Peak Sheet

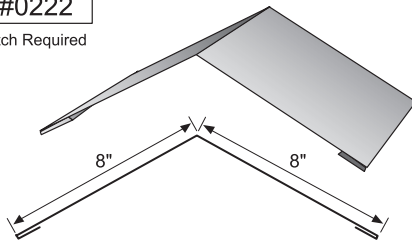
#1302 / 1322


Pitch Required
4:12 Maximum

CF and AP Ridge Roll Profile

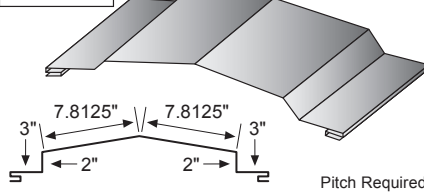
#0222

Pitch Required



LP Vent Splice/Ridge Roll Pittsburgh Hem

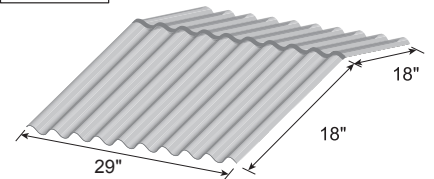
#0203



Pitch Required

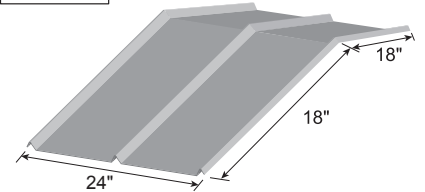
COR Peak Sheet

#1307


Pitch Required
4:12 Maximum

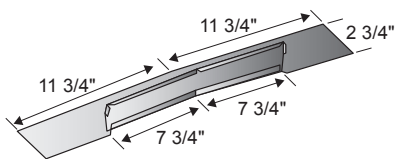
AP Peak Sheet

#1332


Pitch Required
4:12 Maximum

Endcap for Low Profile Vent

#0906

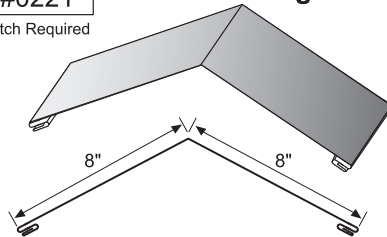


Pitch Required

CF and AP Ridge Roll Profile - Pittsburgh hem

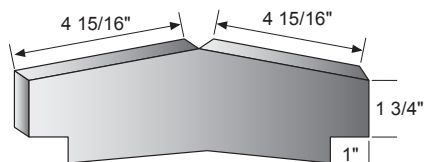
#0221

Pitch Required



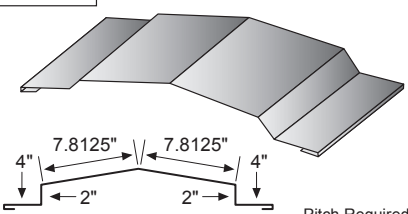
UTL Vent End Cap

#0907



LP Vent Splice/Ridge Roll

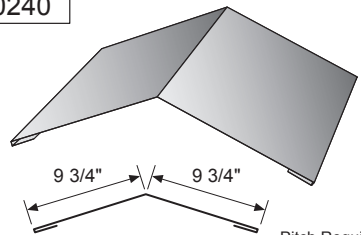
#0202



Pitch Required

AP Ridge Roll

#0240



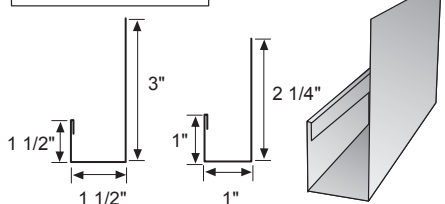
Pitch Required

6 steel building trim components

DOOR TRIM

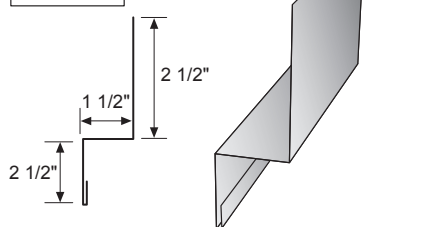
Door Head Trim

#0300 / 0320



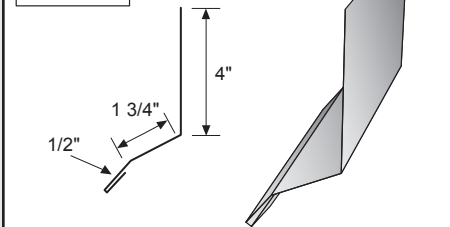
Door Hood Cap 7"

#0310



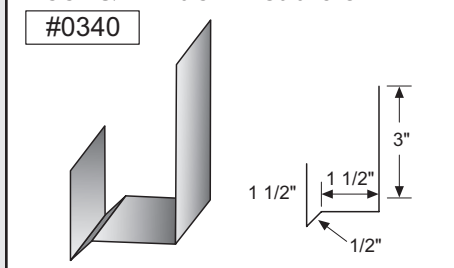
Drip Flashing

#0330



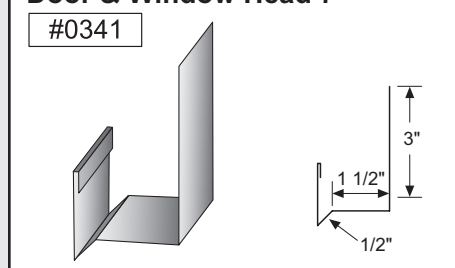
Door & Window Head 6.5"

#0340



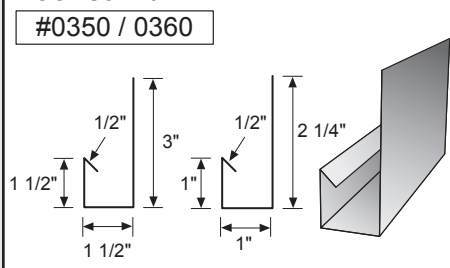
Door & Window Head 7"

#0341



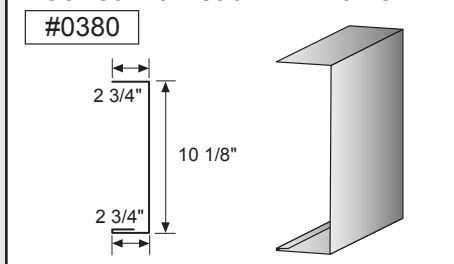
Door Jamb Trim

#0350 / 0360



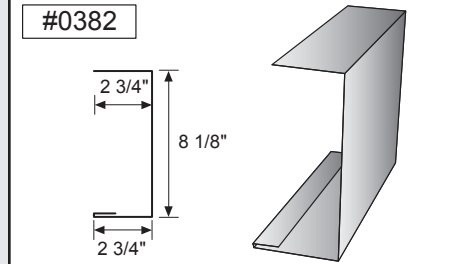
Door Jamb/Head Trim 16.25"

#0380



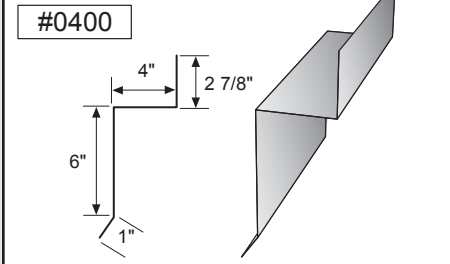
Door Jamb/Head Trim

#0382



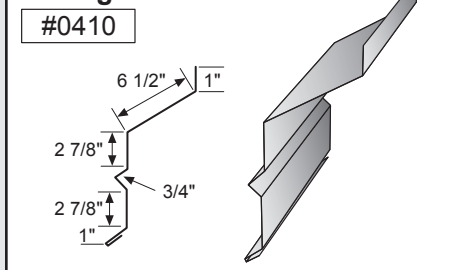
Door Track Cover

#0400



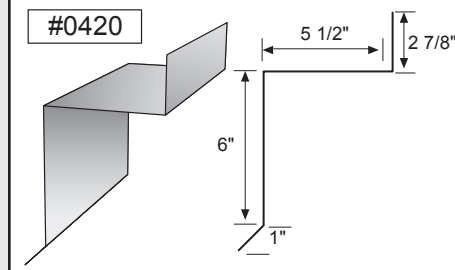
Sliding Door Hood

#0410



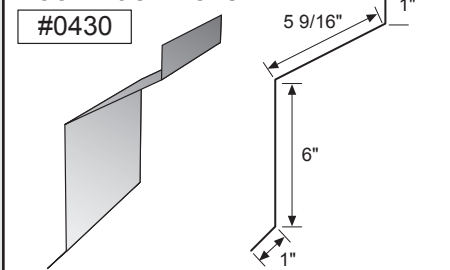
Door Track Cover

#0420



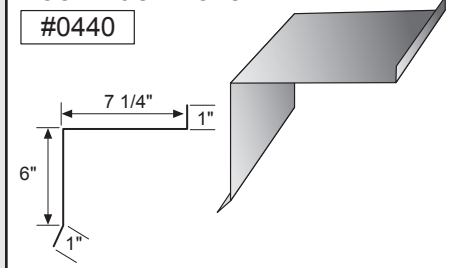
Door Track Cover

#0430



Door Track Cover

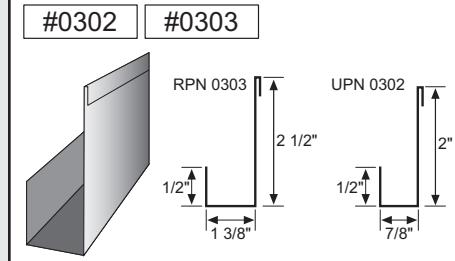
#0440



Door Sash 4.875" - 3.875"

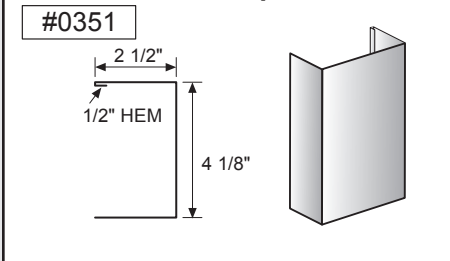
#0302

#0303



Jamb & Head Wrap 10.25"

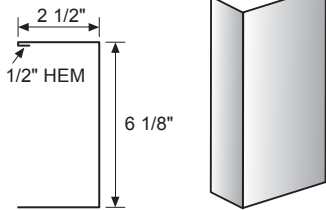
#0351



DOOR TRIM CONTINUED

Jamb & Head Wrap 12.25"

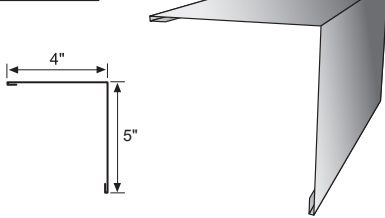
#0352



ANGLE TRIM

Outside Angle Trim

#0705



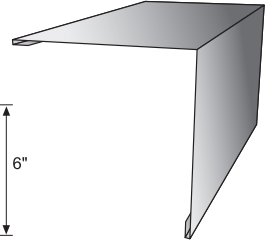
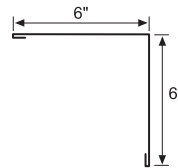
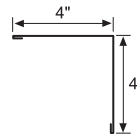
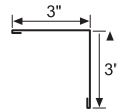
Outside Angle Trim

#0702

#0713

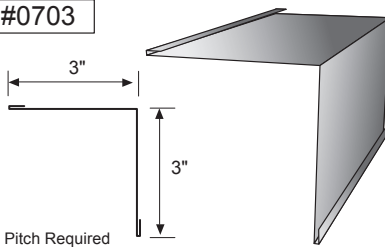
#0704

#0706

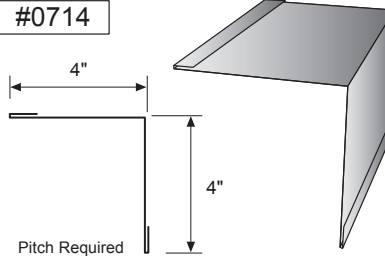


Inside Angle Trim

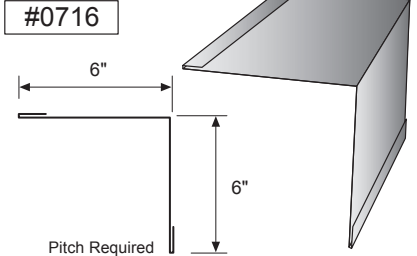
#0703



#0714



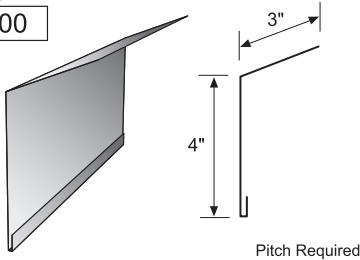
#0716



EAVE TRIM & PEAK BOX

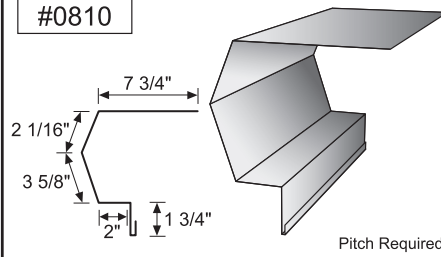
Utility Eave Trim

#0800



Sculptured Eave Trim

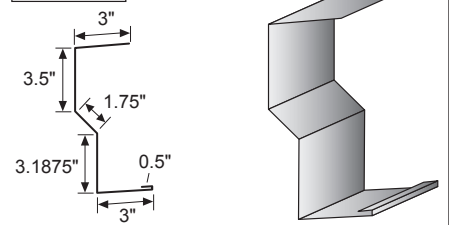
#0810



Open SW Eave < 4:12

#0813

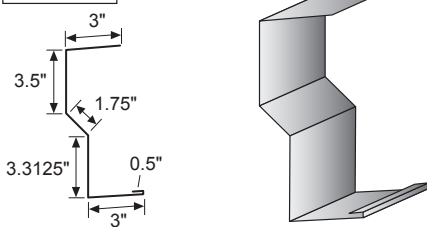
14.9375" Pitch



Open SW Eave > 3:12

#0814

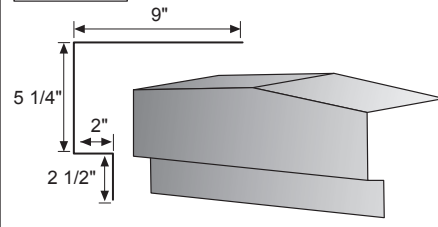
15.0625" Pitch



Peak Box for 1410 and 1420 Rake

#0920

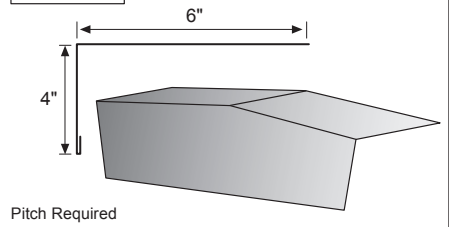
Pitch Required



Peak Box for 1470, 1480

#0999

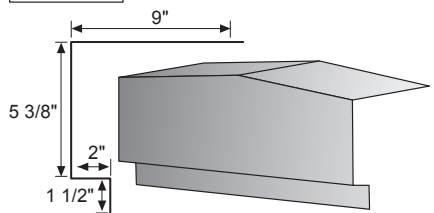
and 1490 Rake



Peak Box for 1430 Rake

#0930

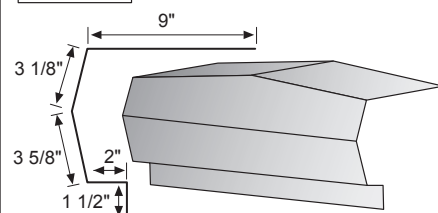
Pitch Required



Peak Box for 1440 and 1441 Rake

#0940

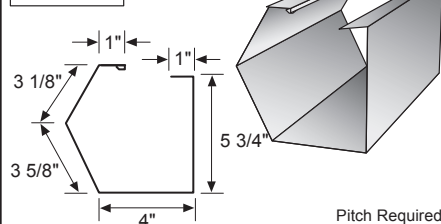
Pitch Required



GUTTER

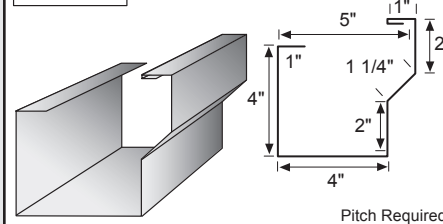
Utility Gutter Profile

#0500



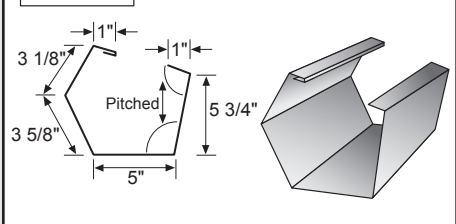
Residential Gutter Profile

#0501



Utility Gutter - 19" Pitch Required up to 4:12

#0507

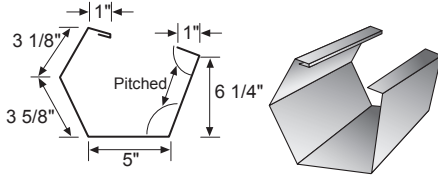


GUTTER CONTINUED

Utility Gutter - 19.5"

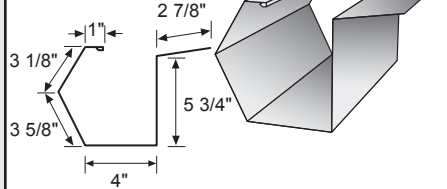
Pitch Required
up to 5:12-8:12

#0508



Sculpted Gutter

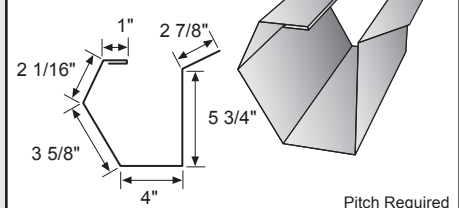
#0520



Pitch Required

Sculpted Gutter

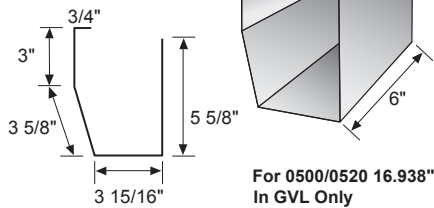
#0523



Pitch Required

Gutter Splice

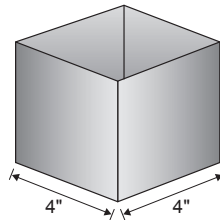
#0524



For 0500/0520 16.938"
In GVL Only

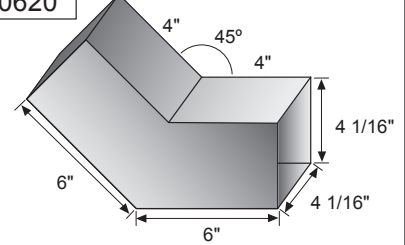
Downspout Profile

#0610



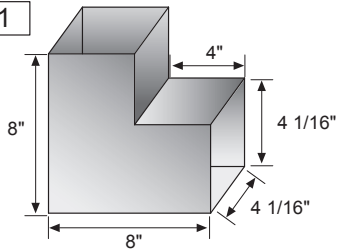
Downspout Kickout 45°

#0620



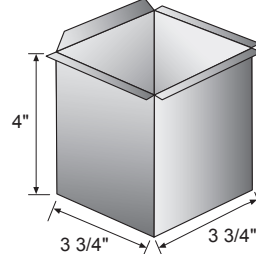
Downspout Kickout 90°

#0621



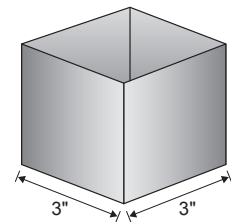
Downspout Sleeve

#0622



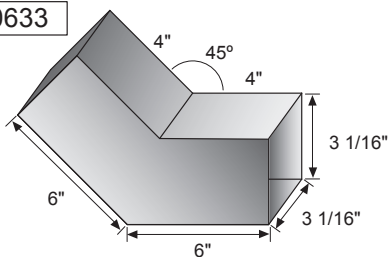
Downspout Profile

#0613



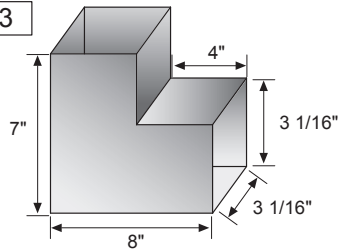
Downspout Kickout 45°

#0633



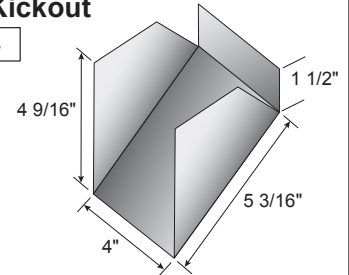
Downspout Kickout 90°

#0623



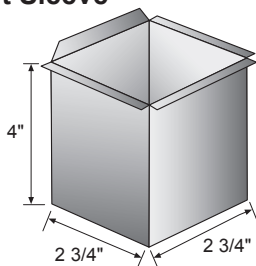
Flush Kickout

#0624



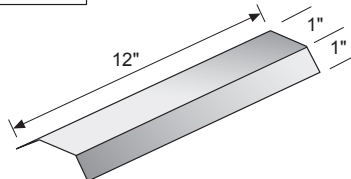
Downspout Sleeve

#0643



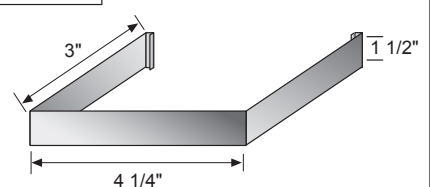
Gutter Strap

#1000



Downspout Strap

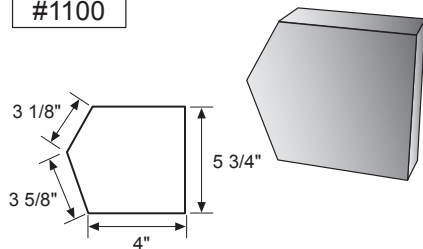
#1010



GUTTER CONTINUED

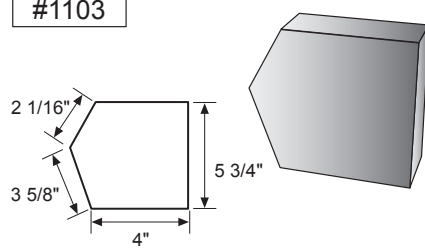
Gutter Endcap for 0500 & 0520

#1100



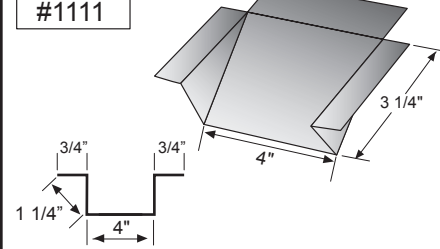
Gutter Endcap for 0503 & 0523

#1103



Gutter Scupper

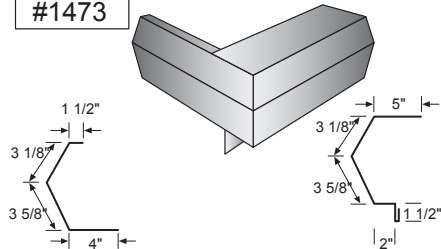
#1111



New Corner Box

#1440 1441 Rake to 0500-0520 Gutter Pitch

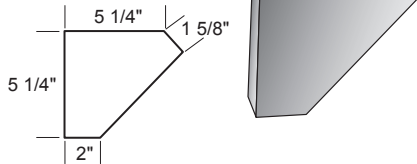
#1473



RAKE

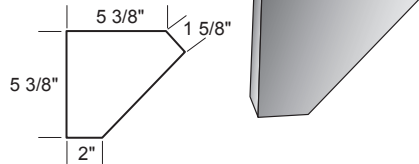
Rake Endcap for 1410-1420

#1122



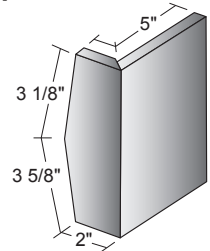
Rake Endcap for 1430

#1130



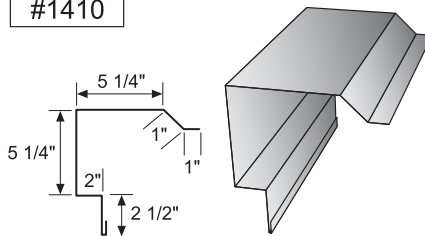
Rake Endcap for 1440

#1140



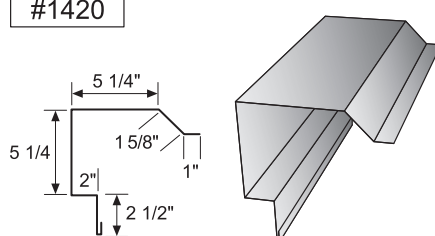
UPN Sculptured Rake

#1410



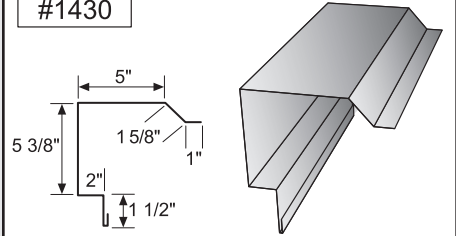
RPN Sculptured Rake

#1420



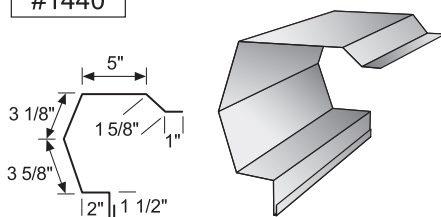
RPN Sculptured Rake

#1430



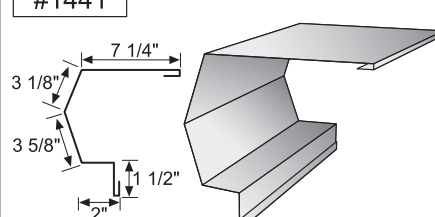
RPN Sculptured Rake Trim

#1440



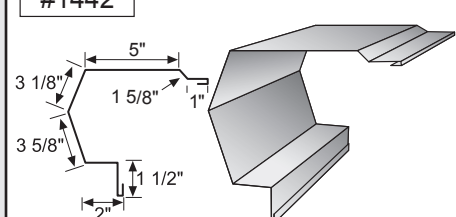
High Side Eave Trim

#1441



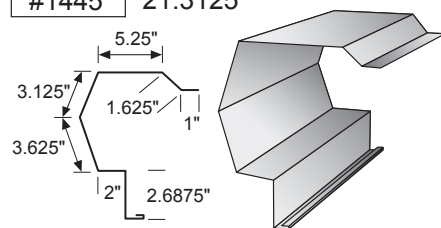
Sculptured Rake w/Hem

#1442



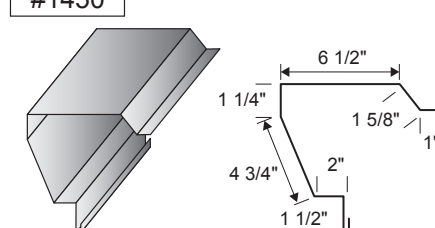
Open EW Rake

#1445 21.3125"



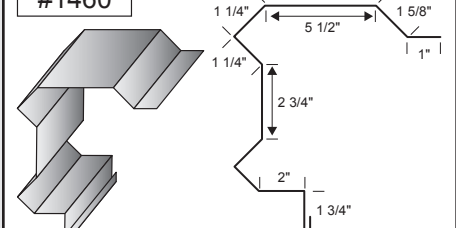
Sculptured Rake Trim

#1450



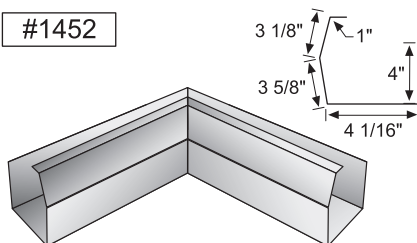
RPN Sculptured Rake Trim

#1460



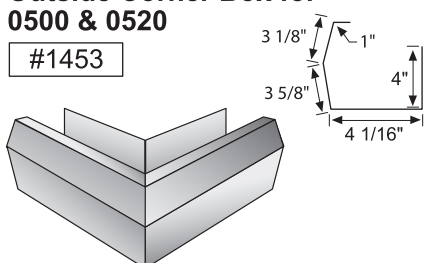
IS Corner Box for #0500 & 0520

#1452



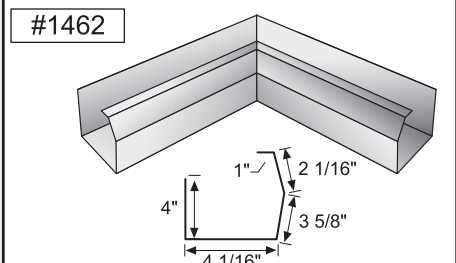
Outside Corner Box for 0500 & 0520

#1453



Inside Corner Box for 0503 & 0523

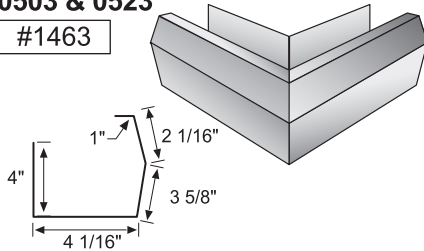
#1462



RAKE CONTINUED

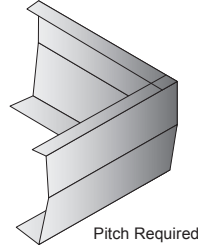
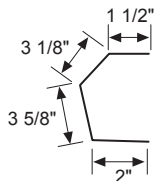
Outside Corner Box for 0503 & 0523

#1463



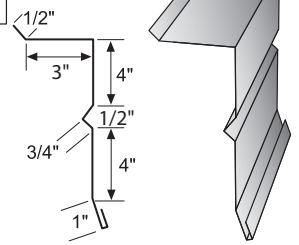
Corner Box for 1440 to 0500-0520

#1471 / 1474



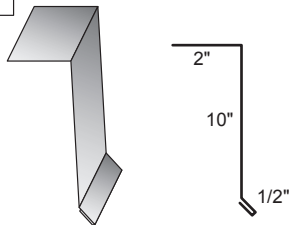
Partition Rake

#1500



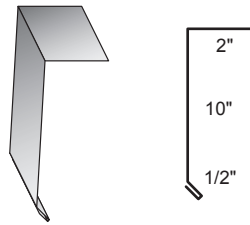
Partition Rake - 13"

#1501



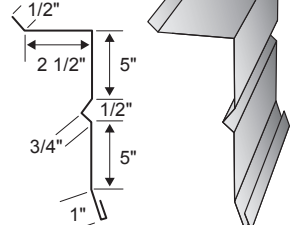
IS Partition Angle - 13"

#1502



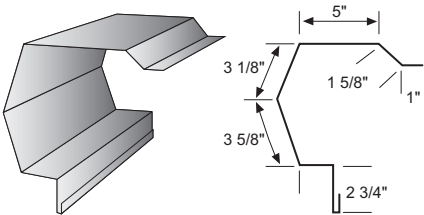
Partition Rake

#1503



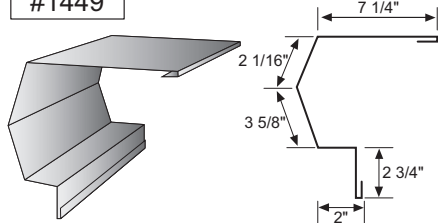
Lean to Rake Trim

#1448



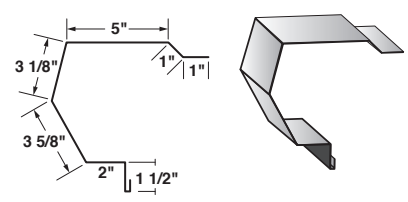
Lean to Rake Trim

#1449



UPN Sculptured Rake - 17.75"

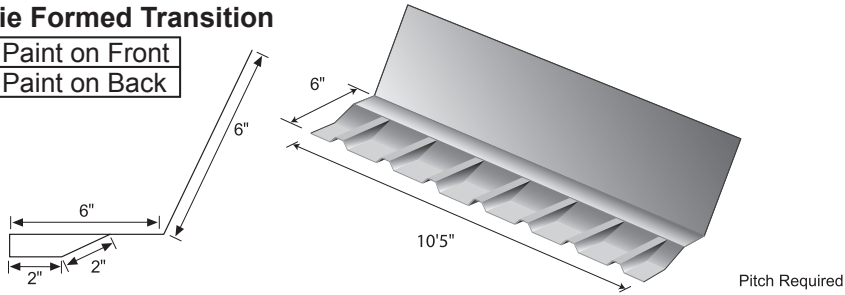
#1498



VALLEY / TRANSITION

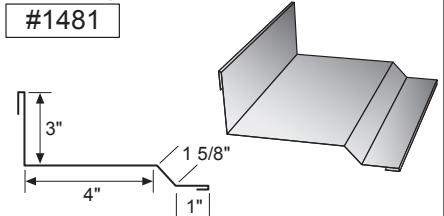
UPN Die Formed Transition

#1405 Paint on Front
#1413 Paint on Back



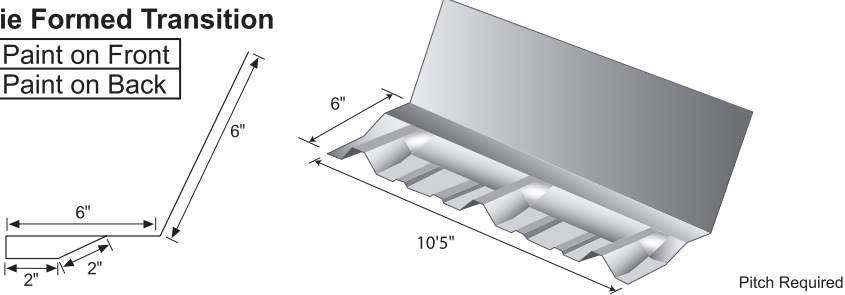
Sidewall to Roof Transition Flashing for RPN

#1481



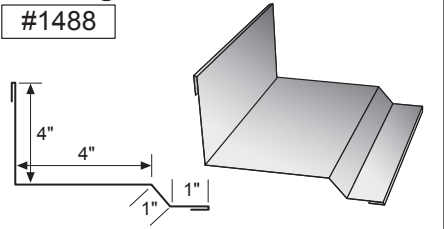
RPN Die Formed Transition

#1406 Paint on Front
#1414 Paint on Back



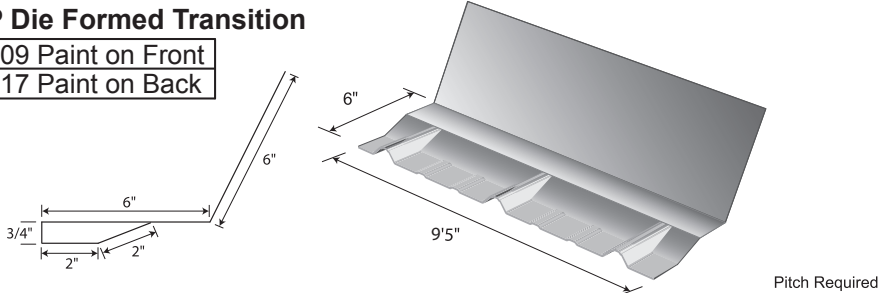
Sidewall to Roof Transition Flashing for UPN

#1488



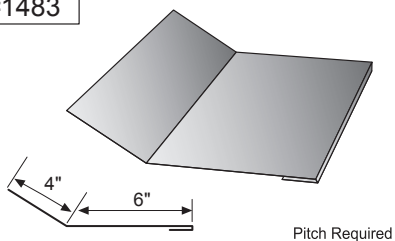
SSP Die Formed Transition

#1409 Paint on Front
#1417 Paint on Back



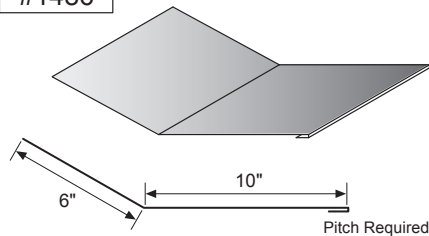
Transition Flashing

#1483



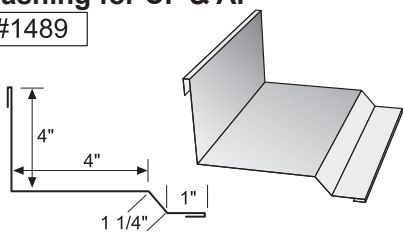
Transition Trim

#1486



Sidewall to Roof Transition Flashing for CF & AP

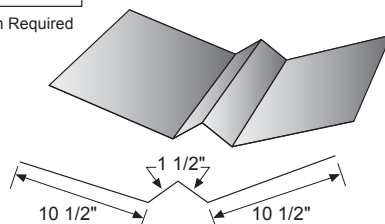
#1489



RPN & UPN Valley Flashing

#0540

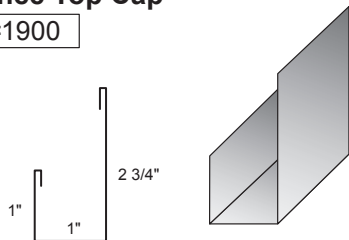
Pitch Required



MISCELLANEOUS

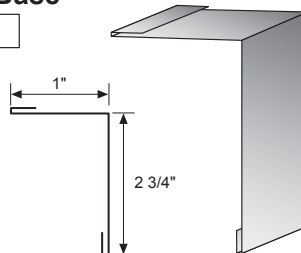
Fence Top Cap

#1900



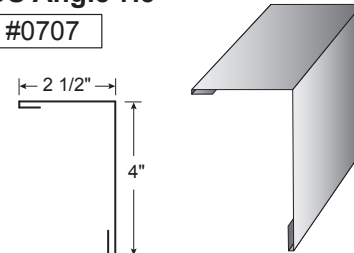
Fence Base

#1901



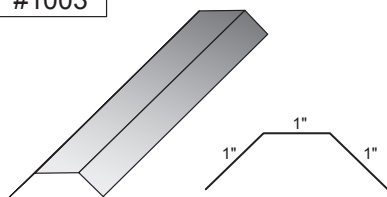
OS Angle 7.5"

#0707



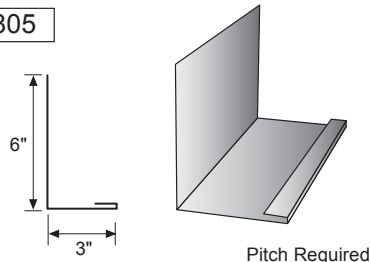
Skylight Screw Strap

#1003



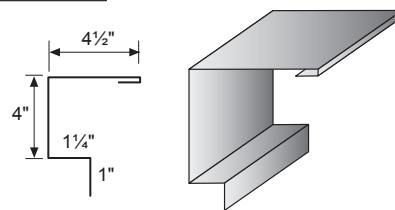
SW Soffit Cover 9.5"

#0805



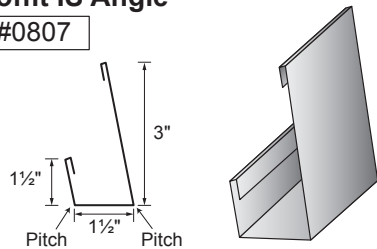
Eyebrow Soffit Cover 12.25"

#0806



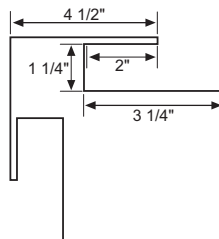
Soffit IS Angle

#0807



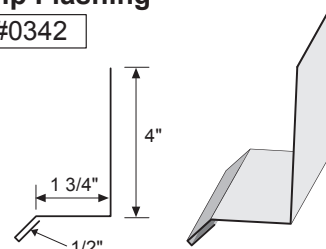
Boxed Corner 22"

#0180



Drip Flashing

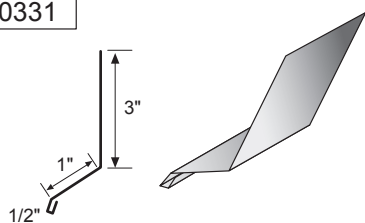
#0342



BACKYARD AND GREENHOUSE

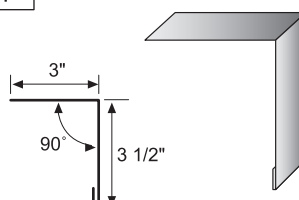
Drip Flashing – 5"

#0331



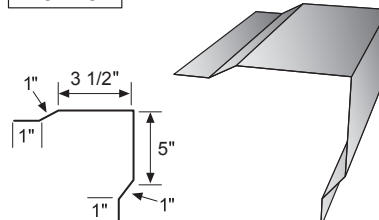
Eave – 7"

#0801



Outside Sculptured Corner

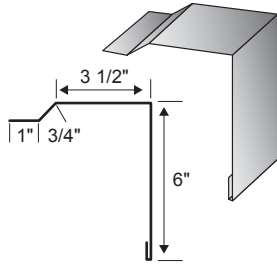
#0170



BACKYARD AND GREENHOUSE CONTINUED

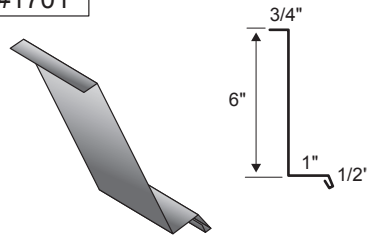
OS Rake – 12"

#1700



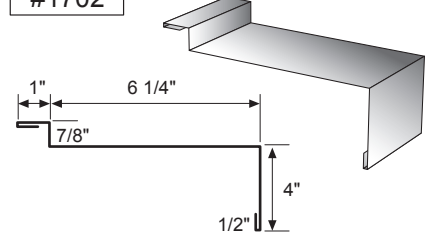
IS Rake – 12"

#1701



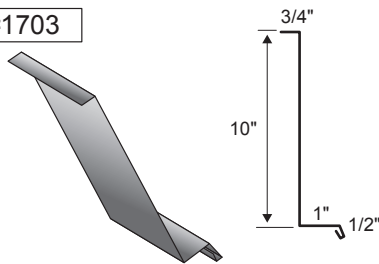
RUD Flashing 13.125"

#1702



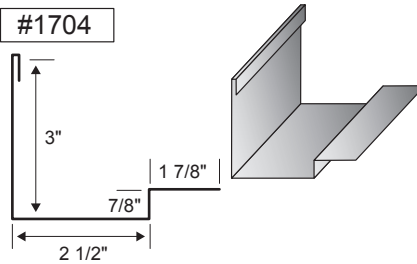
IS Rake

#1703



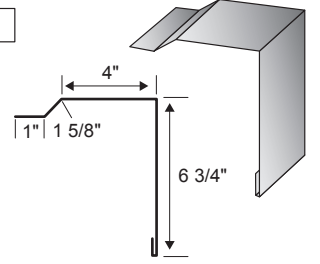
Soffit Cover

#1704



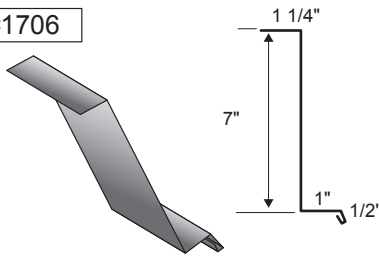
Rake

#1705



IS Rake

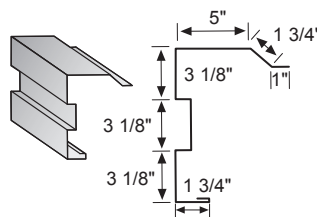
#1706



CP Rake Trim

#1600

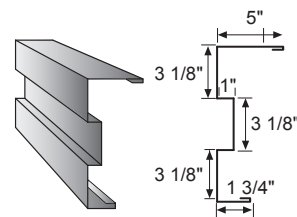
– 20 x 20 Carport



CP High Side Rake

#1620

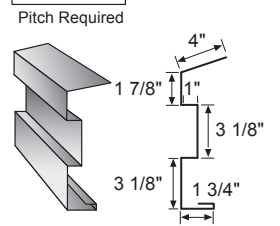
– 20 x 20 Carport



CP Low Eave

#1640

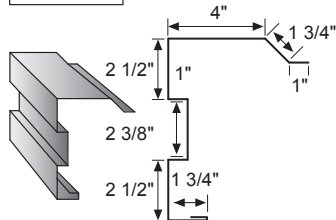
– 20 x 20 Carport



CP Rake Trim

#1610

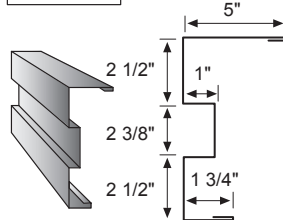
– 12 x 20 Carport



CP High Side Rake

#1630

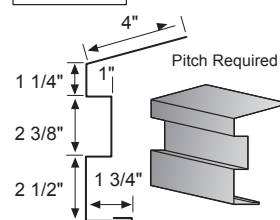
– 12 x 20 Carport



CP Low Side Eave

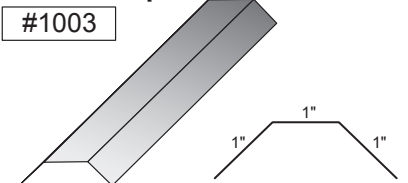
#1650

– 12 x 20 Carport



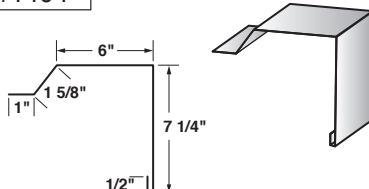
Greenhouse Skylight Screw Strap

#1003



Loafing Shed Rake - 16.375"

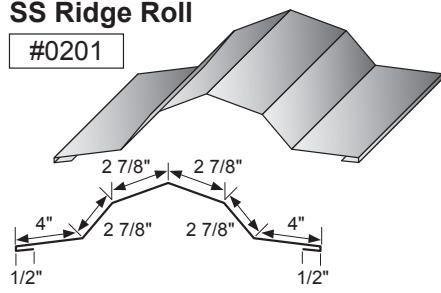
#1404



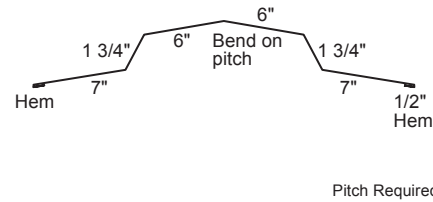
STANDING SEAM

SS Ridge Roll

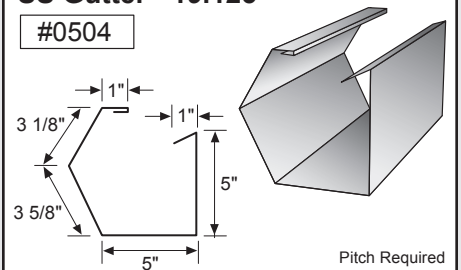
#0201


Ridge Roll - 29.70"

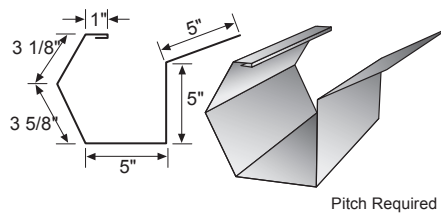
#0206


SS Gutter - 19.125"

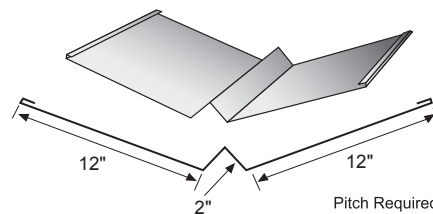
#0504


SS Gutter - 23.25"

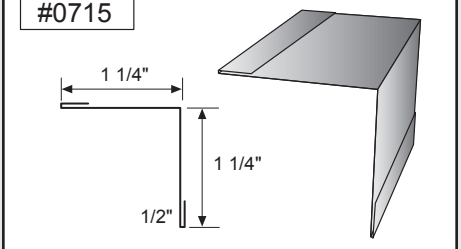
#0506


SS Valley Flashing - 29"

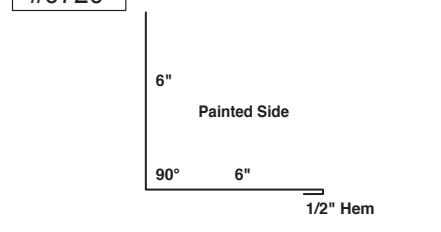
#0542


SS Rake Support Angle

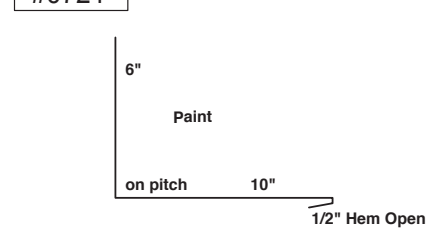
#0715


MTL Sidewall Flashing - 12.5"

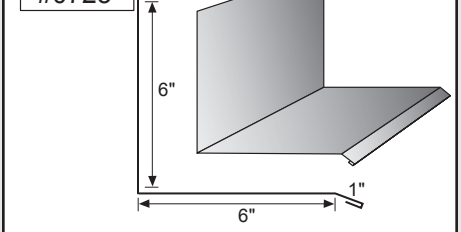
#0720


MTL Endwall Flashing - 16.5"

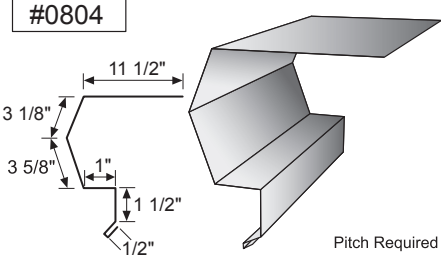
#0721


SS Sidewall Flashing

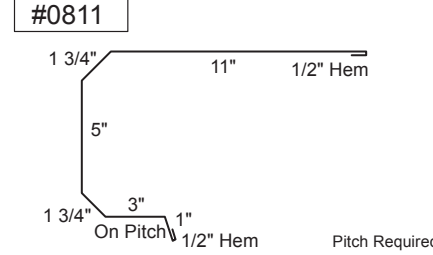
#0723


SS High Side Eave

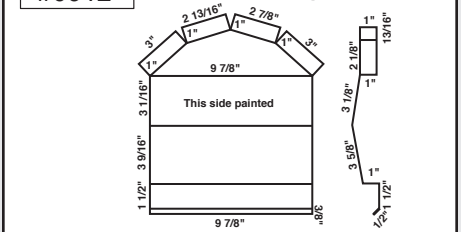
#0804


MTL High Eave - 24.5"

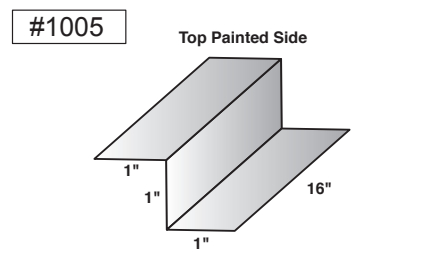
#0811


MSL & MLK Peak Box for 0201 Ridge Roll

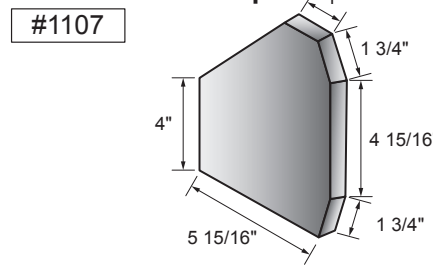
#0912


MTL Gutter Bracket - 3"

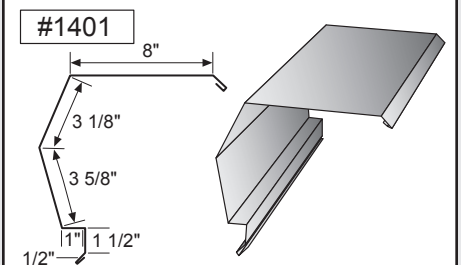
#1005


MTL Gutter Endcap

#1107


SS Rake

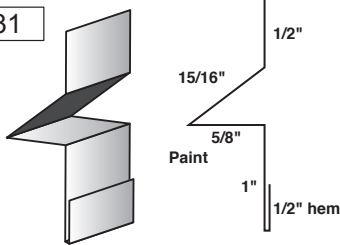
#1401



STANDING SEAM CONTINUED

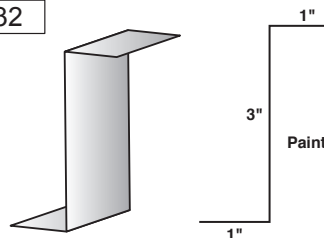
MTL Rake Slide - 3.5"

#1431



MTL Rake Support - 5"

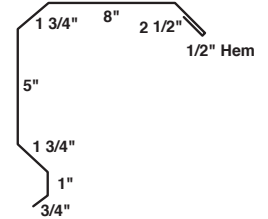
#1432



MTL Rake - 21.25"

#1446

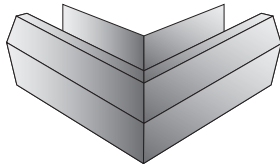
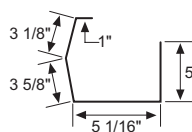
For #0509 Gutter



OS Corner Box

#1454

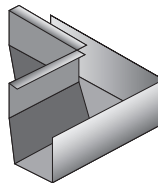
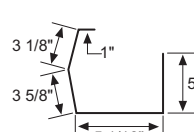
For #0506 Gutter



IS Corner Box

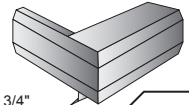
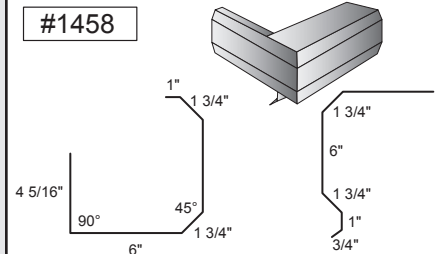
#1457

For #0506 Gutter



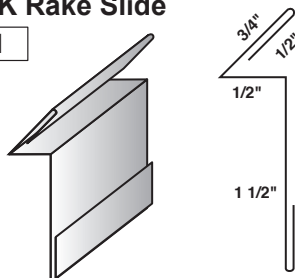
MTL Corner Box

#1458



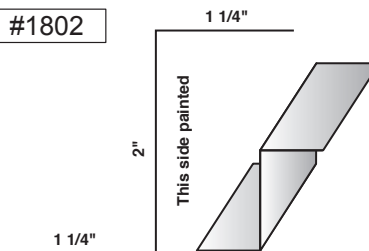
SS MLK Rake Slide

#1801



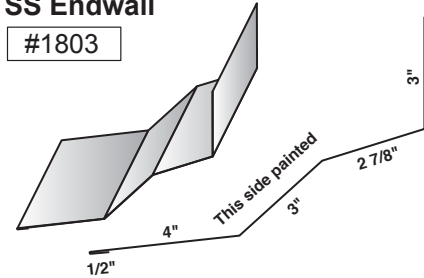
SS Rake Zee

#1802



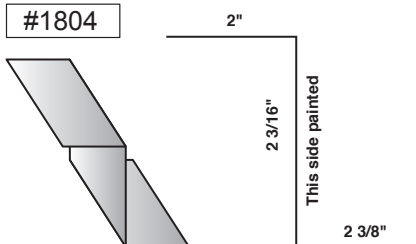
SS Endwall

#1803



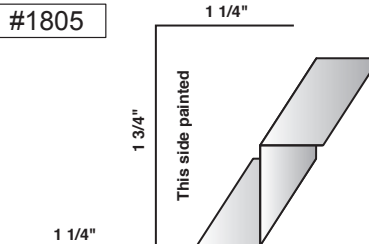
SS Hip Closure

#1804



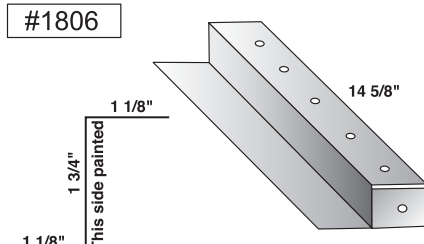
SS MSL Rake Zee

#1805



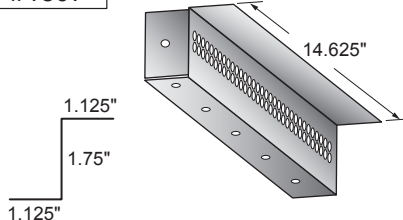
SS MSL End Dam

#1806



MSL Vented End Dam - 14.625"

#1807



High-quality metal roofing with all the trimmings.

Mueller is pleased to present our high-quality trim components for residential metal roofing.

As you'll see, we offer a wide variety of trim components — from roof rake trim to eave trim, from downspouts to flashing — to give every Mueller metal roof a clean, customized look.

At Mueller, we're known for delivering the finest metal roofing products in the industry, as well as the best service. If we can help you in any way, just give us a call. You can also go online to www.MuellerInc.com for a gallery of photos, full product information, installation manuals, and directions to each of our branches.

Thanks again for choosing Mueller. We look forward to serving you for years to come!


Call
877-2-MUELLER
(877-268-3553)

This toll-free number connects you to one of our 33 sales locations across the Southwest.

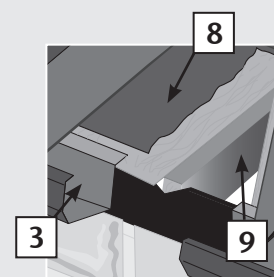
Click
www.MuellerInc.com

Our website offers photos and full product information.

Come by
Our branches are staffed with experts who are always happy to answer any questions you may have.



- Ridge Roll or Peak Sheet — **1**
- House Roof Rake Trim — **2**
- Gutter or Eave Trim — **3**
- Downspout — **4**
- Wall to Roof Transition — **5**
- Valley Flashing — **6**
- Metal Closures — **7**
- Underlayment — **8**
- Decking — **9**
- Transition Trim — **10**

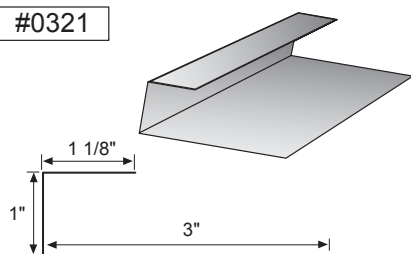


For best results, remove the protective plastic covering from trim components before installation. Please note that exposure to sunlight can make the plastic difficult to remove.

CLOSURES

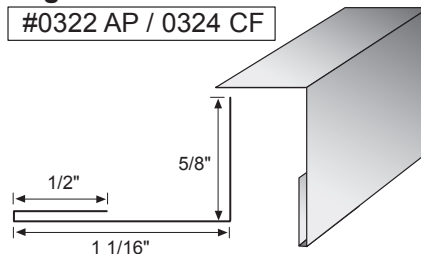
J Closure - Field Cut

#0321



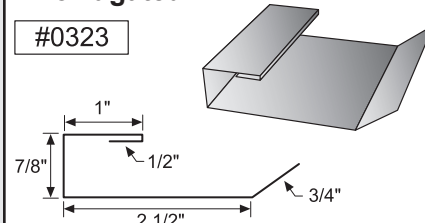
Angle Closure - Field Cut

#0322 AP / 0324 CF



Adjustable Gable Strip - Corrugated

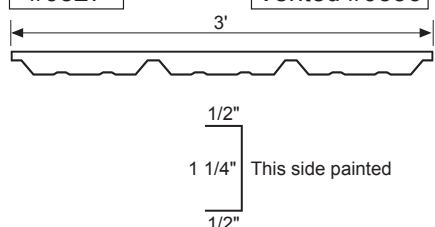
#0323



RPN OS Closure "C"

#0327

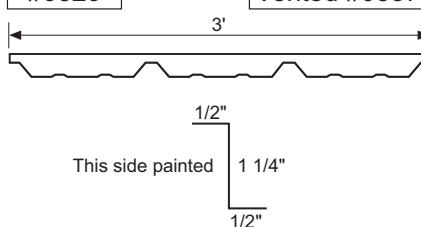
Vented #0336



RPN OS Closure "Z"

#0329

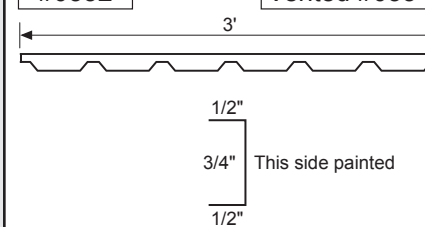
Vented #0337



UPN OS Closure "C"

#0332

Vented #0334

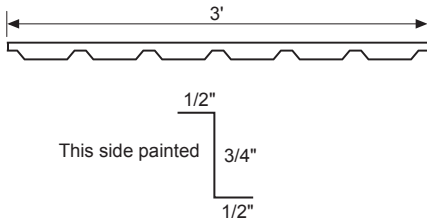


Standard profiles are shown. Need custom shaped profiles? Just contact a Mueller Sales Representative.

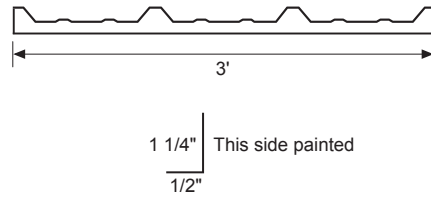
CLOSURES *CONTINUED***UPN OS Closure "Z"**

#0333

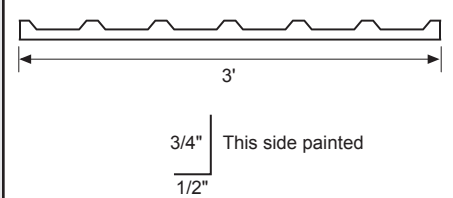
Vented #0335

**RPN IS Closure 3'**

#0338

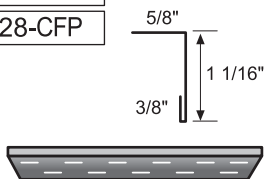
**UPN IS Closure 3'**

#0339

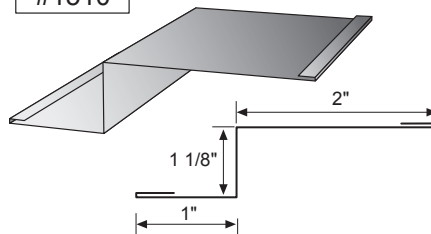
**Vented Closure**

#0326-APN

#0328-CFP

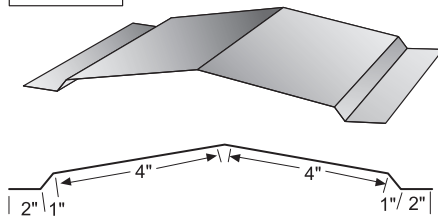
**Z-Closure - Field Cut**

#1510

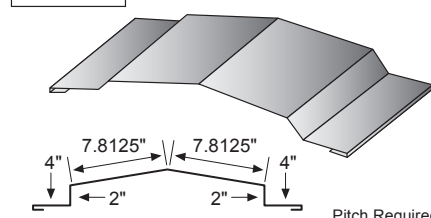
**RIDGE ROLL****Ridge Roll**

#0200

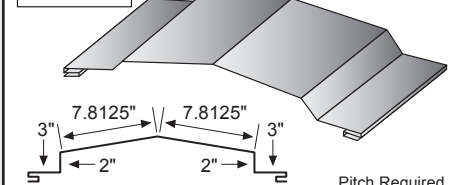
Pitch Required

**LP Vent Splice/Ridge Roll**

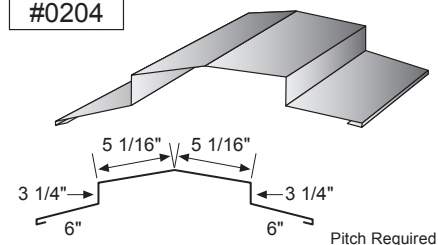
#0202

**LP Vent Splice/Ridge Roll
Pittsburgh Hem**

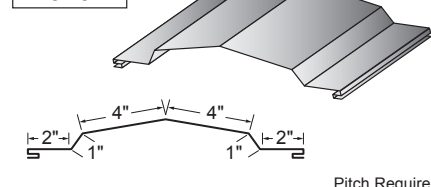
#0203

**UTL Vent Splice/Ridge Roll**

#0204

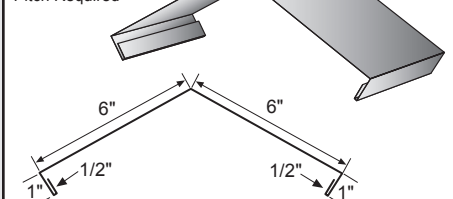
**Ridge Roll - 16.875\"
Pittsburgh Hem**

#0207

**CF and AP Ridge Roll Profile**

#0210

Pitch Required

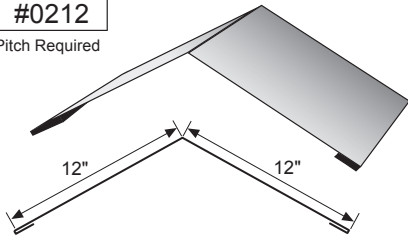


RIDGE ROLL CONTINUED

Ridge Roll Profile

#0212

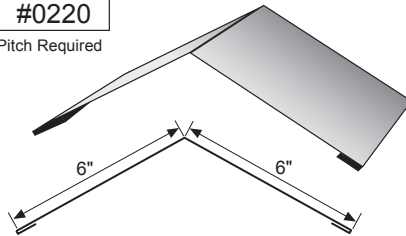
Pitch Required



Ridge Roll Profile

#0220

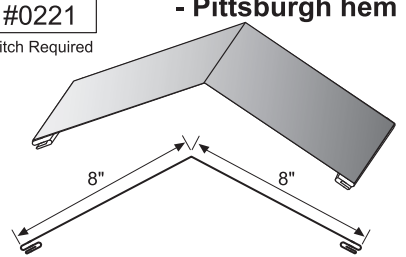
Pitch Required



CF and AP Ridge Roll Profile - Pittsburgh hem

#0221

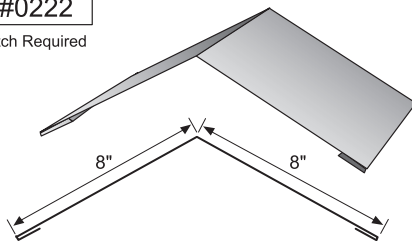
Pitch Required



CF and AP Ridge Roll Profile

#0222

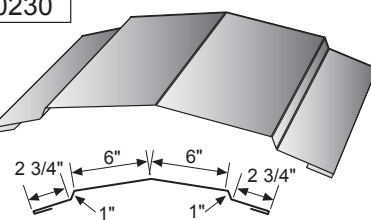
Pitch Required



Sculptured Ridge Roll

#0230

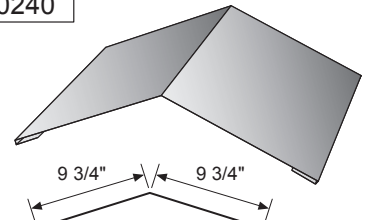
Pitch Required



AP Ridge Roll

#0240

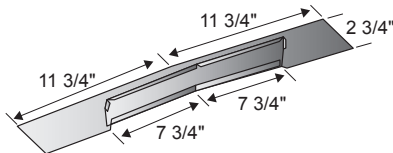
Pitch Required



Endcap for Low Profile Vent

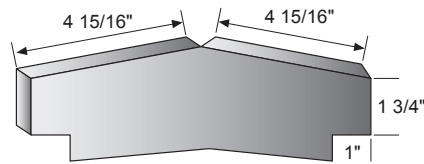
#0906

Pitch Required



UTL Vent End Cap

#0907

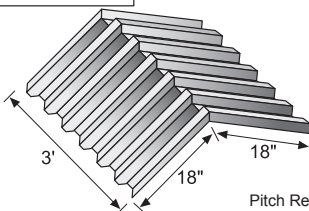


PEAK SHEET

UPN & RPN Peak Sheet

#1302 / 1322

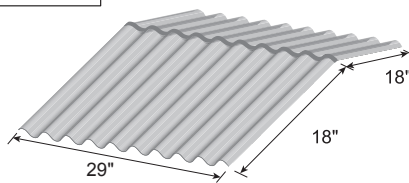
Pitch Required
4:12 Maximum



COR Peak Sheet

#1307

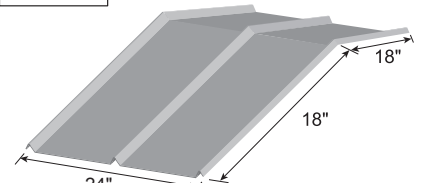
Pitch Required
4:12 Maximum



AP Peak Sheet

#1332

Pitch Required
4:12 Maximum



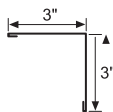
ANGLE TRIM

Outside Angle Trim

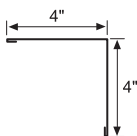
#0702



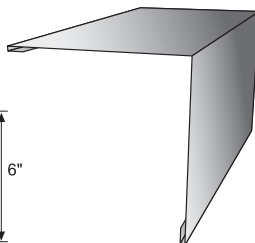
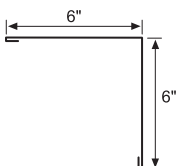
#0713



#0704

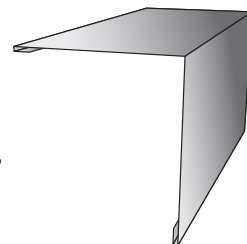
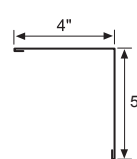


#0706



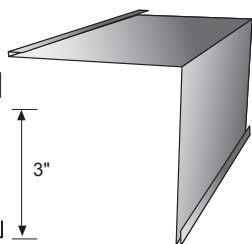
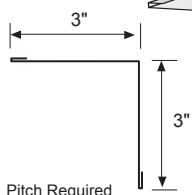
Outside Angle Trim

#0705

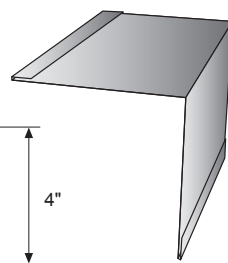
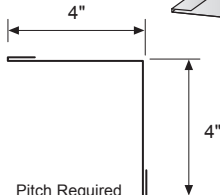


Inside Angle Trim

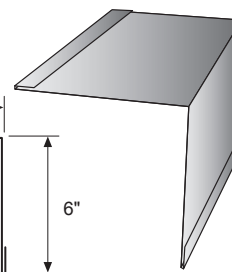
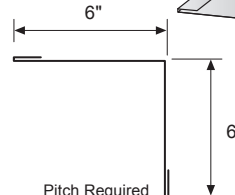
#0703



#0714



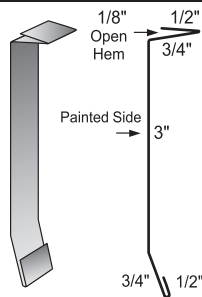
#0716



MISCELLANEOUS

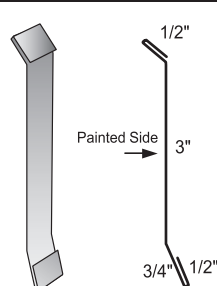
Reglet Trim

#0727



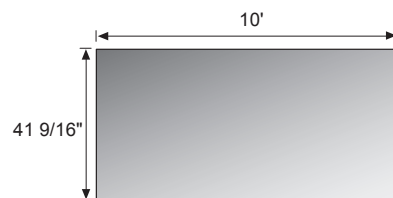
Reglet Trim

#0728



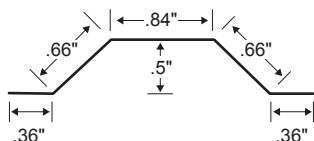
Flat Sheet

#1200



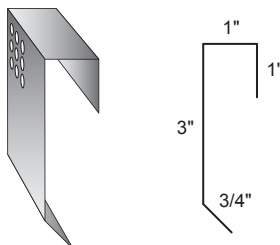
Oil Can Reducing Trim

#1800



Vented J Trim 10' 5.75"

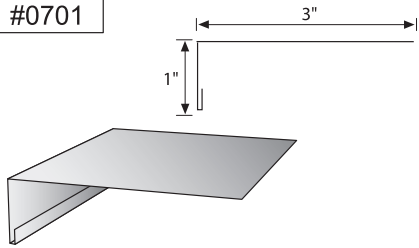
#1504



EAVE TRIM

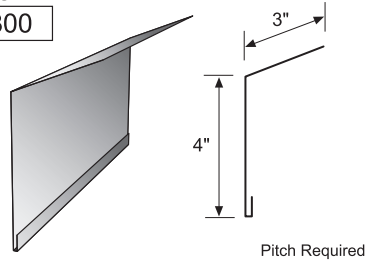
CF and AP Eave Trim

#0701



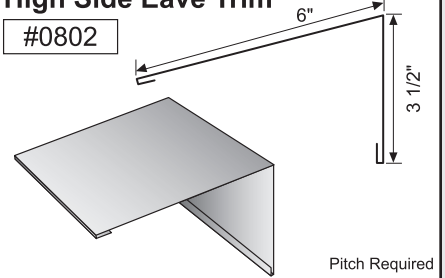
Utility Eave Trim

#0800



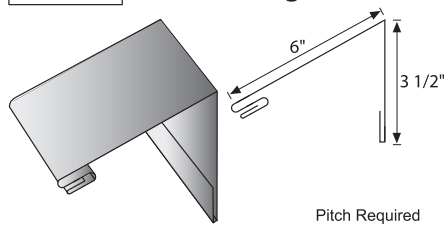
High Side Eave Trim

#0802



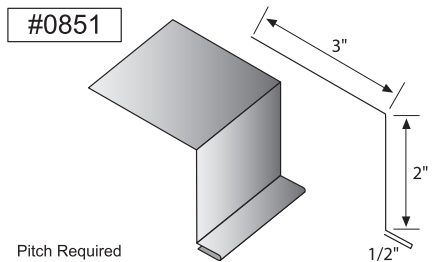
**High Side Eave Trim
- Pittsburgh Hem**

#0803



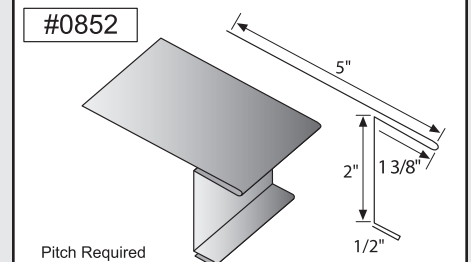
House Roof Eave Trim

#0851



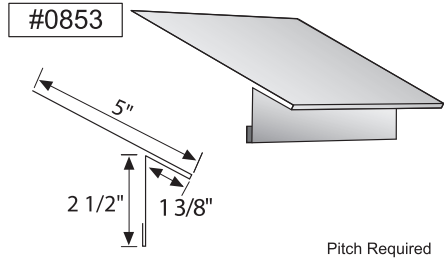
House Roof Eave Trim

#0852



House Roof Eave Trim

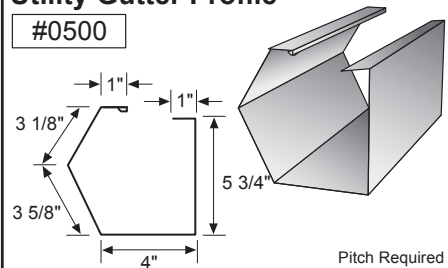
#0853



GUTTER

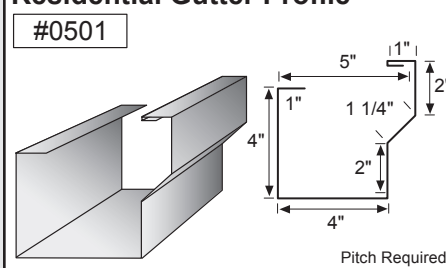
Utility Gutter Profile

#0500



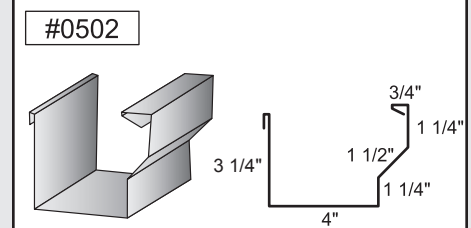
Residential Gutter Profile

#0501



**Residential Gutter – 13"
uses stamped strap**

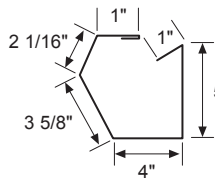
#0502



GUTTER

Utility Gutter

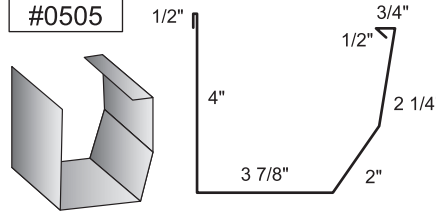
#0503



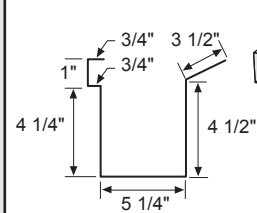
Pitch Required

Residential Gutter – 13.875" uses stamped strap

#0505

**Sculpted Gutter**

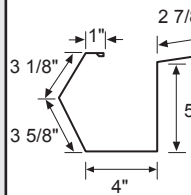
#0510



Pitch Required

Sculpted Gutter

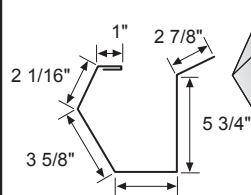
#0520



Pitch Required

Sculpted Gutter

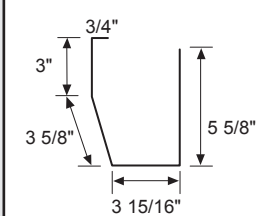
#0523



Pitch Required

Gutter Splice

#0524

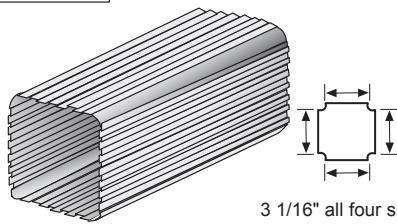


For 0500/0520 16.938" In GVL Only

Sculptured Downspout

#0630

- crimped on one end

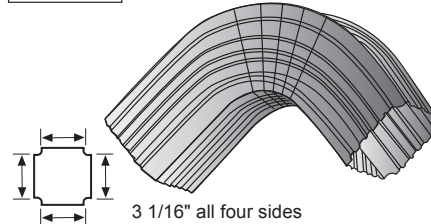


3 1/16" all four sides

Sculptured Elbow

#0640

- crimped on one end

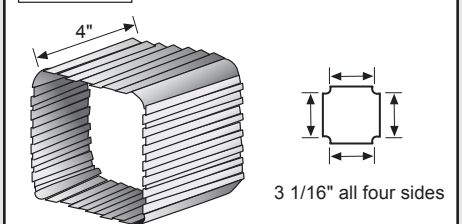


3 1/16" all four sides

Sculptured Sleeve

#0650

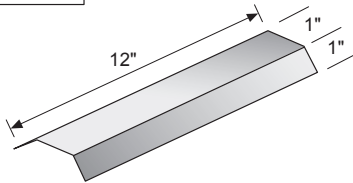
- crimped on one end



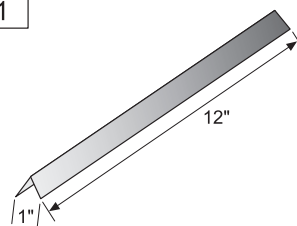
3 1/16" all four sides

Gutter Strap

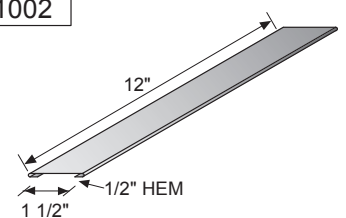
#1000

**AP Gutter Strap**

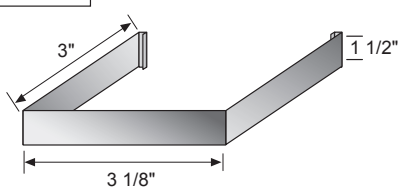
#1001

**Gutter Strap**

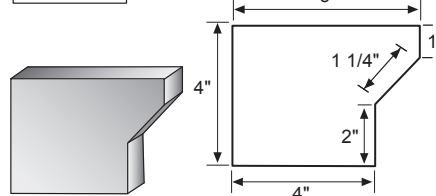
#1002

**Downspout Strap**

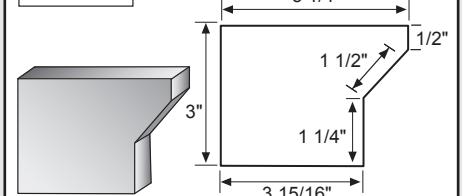
#1020

**Gutter Endcap for 0501**

#1101

**Gutter Endcap for 0502**

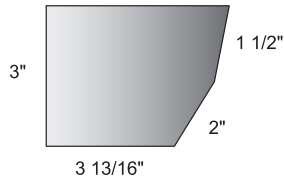
#1102



GUTTER CONTINUED

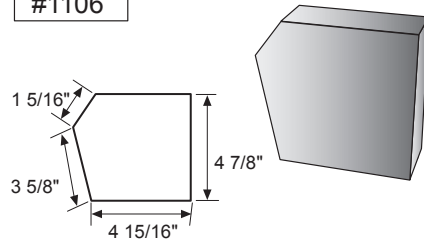
Gutter Endcap for #0505 Gutter

#1105



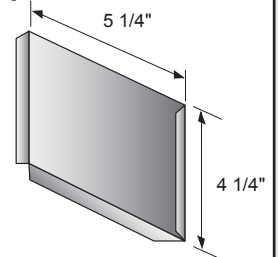
Gutter Endcap for #0504 Gutter

#1106



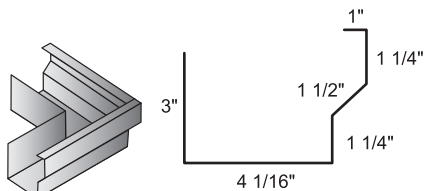
Gutter Endcap for 0510

#1110



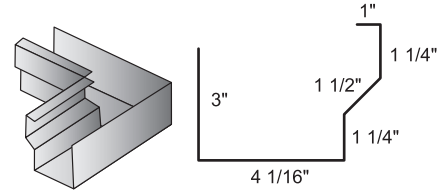
OS Corner Box for #0502

#1402



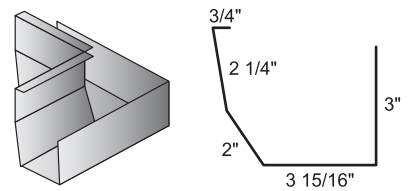
IS Corner Box for #0502

#1412



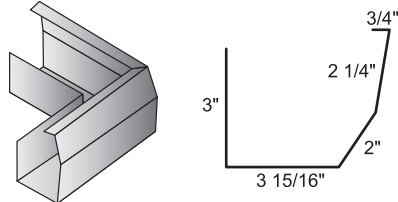
IS Corner Box for #0505

#1456



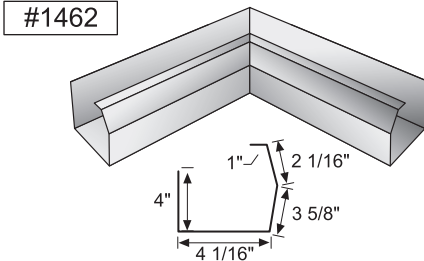
OS Corner Box for #0505

#1455



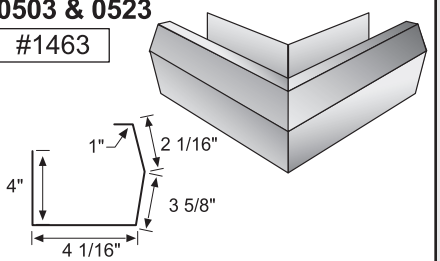
Inside Corner Box for 0503 & 0523

#1462



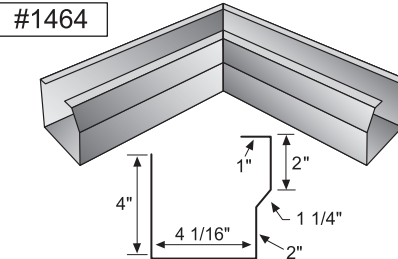
Outside Corner Box for 0503 & 0523

#1463



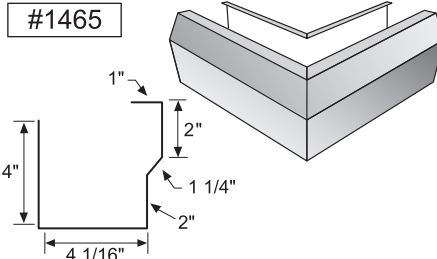
Inside Corner Box for 0501

#1464



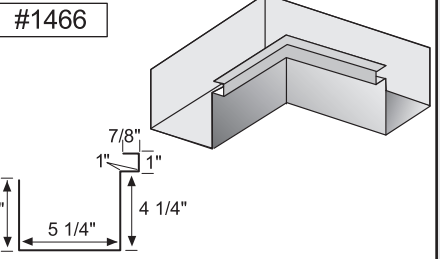
Outside Corner Box for 0501

#1465



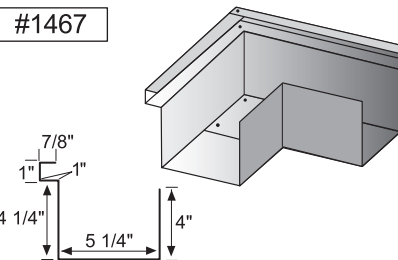
Inside Corner Box for 0510

#1466



Outside Corner Box for 0510

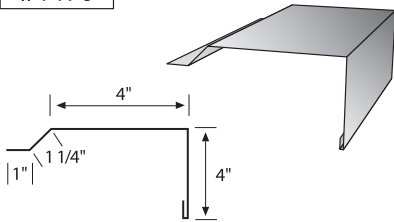
#1467



RAKE

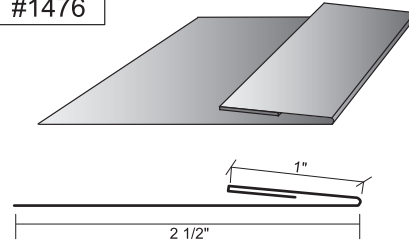
House Roof Rake CF & AP

#1470



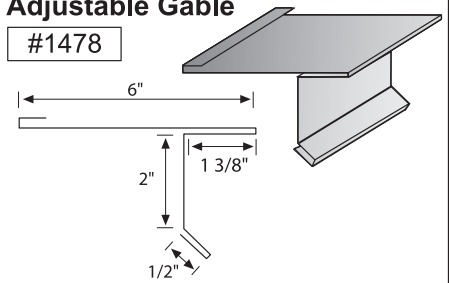
Adjustable Gable Strip

#1476



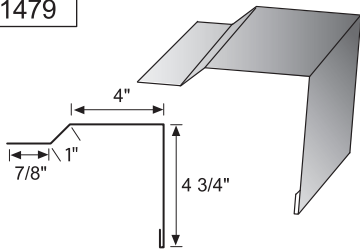
Adjustable Gable

#1478



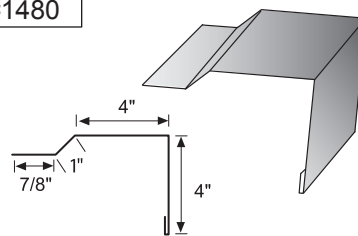
UPN Rake for #0800 Eave

#1479



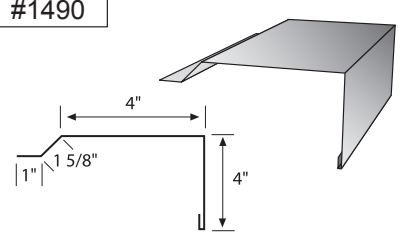
UPN House Roof Rake

#1480



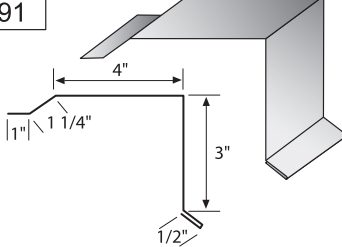
House Roof Rake

#1490



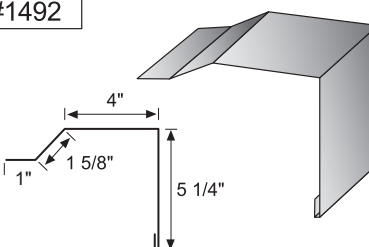
House Roof Rake CF Profile

#1491



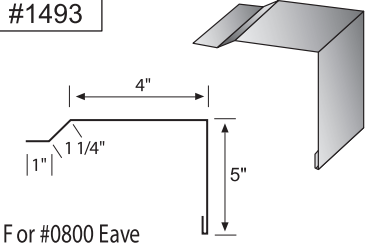
RPN Rake for #0800 Eave

#1492



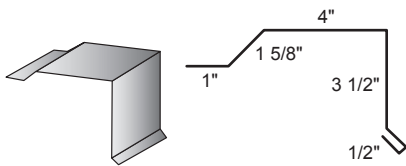
CF & AP Rake

#1493



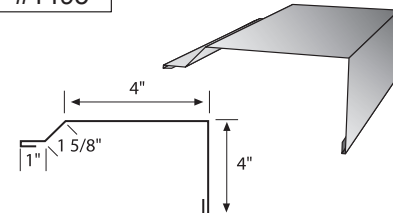
House Roof Rake - 11.125"

#1494



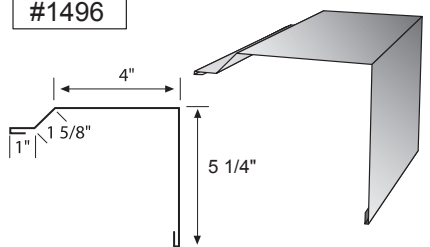
House Roof Rake w/Hem

#1495

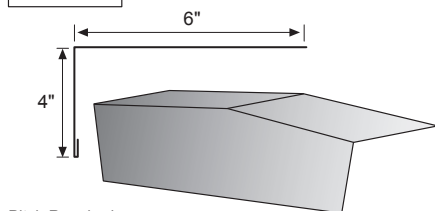


RPN House Roof Rake w/Hem

#1496

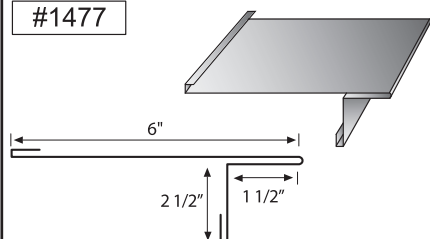
Peak Box for 1470, 1480
and 1490 Rake

#0999



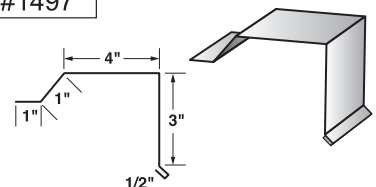
Adjustable Gable Trim

#1477



UPN Roof Rake - 10"

#1497

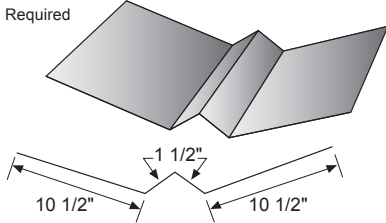


VALLEY / TRANSITION

RPN & UPN Valley Flashing

#0540

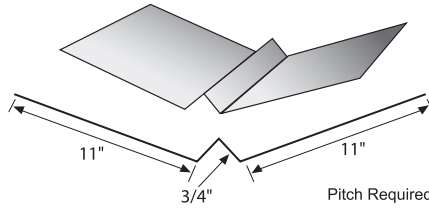
Pitch Required



CF, AP & Valley Flashing

#0541

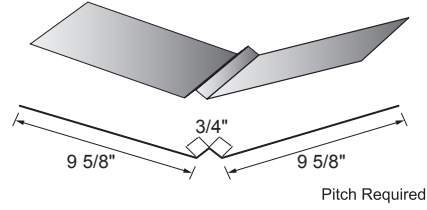
Pitch Required



Valley Flashing 20.75"

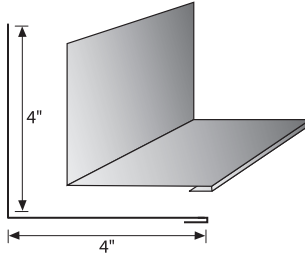
#0543

Pitch Required



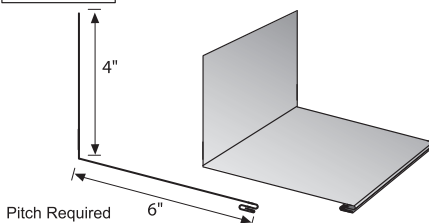
Sidewall Flashing

#0724



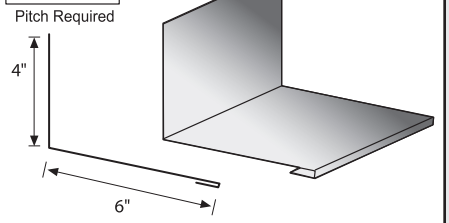
Wall to Roof Flashing - Pittsburgh Hem

#0725



Endwall to Roof Flashing

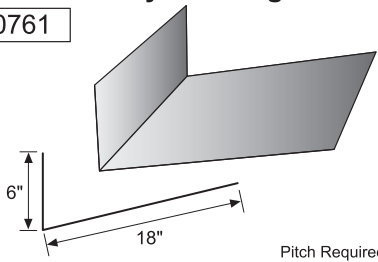
#0726



Uphill Chimney Flashing

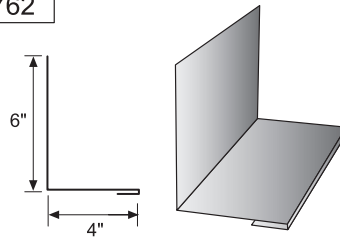
#0761

Pitch Required



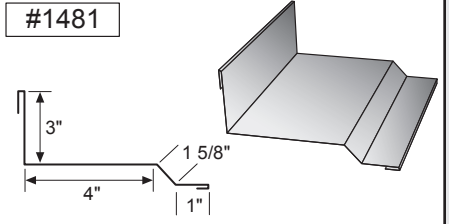
Side Chimney Flashing

#0762



Sidewall to Roof Transition Flashing for RPN

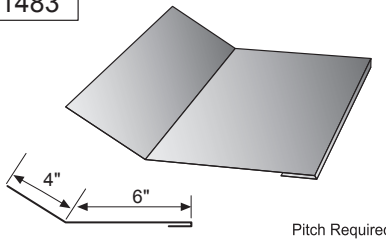
#1481



Transition Flashing

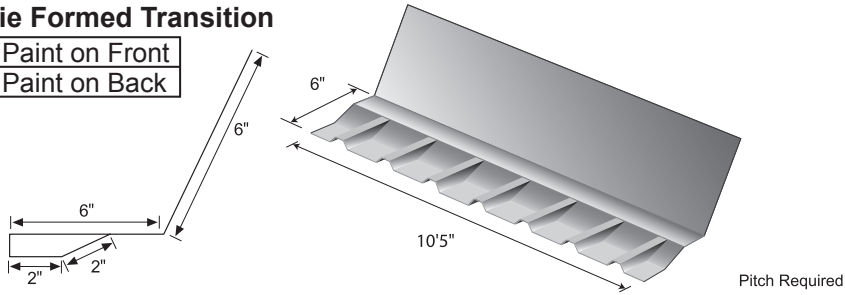
#1483

Pitch Required

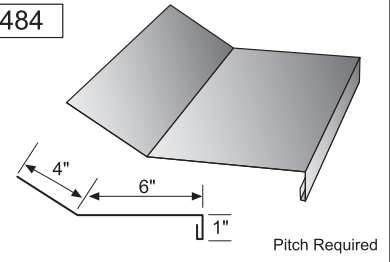


VALLEY / TRANSITION *CONTINUED***UPN Die Formed Transition**

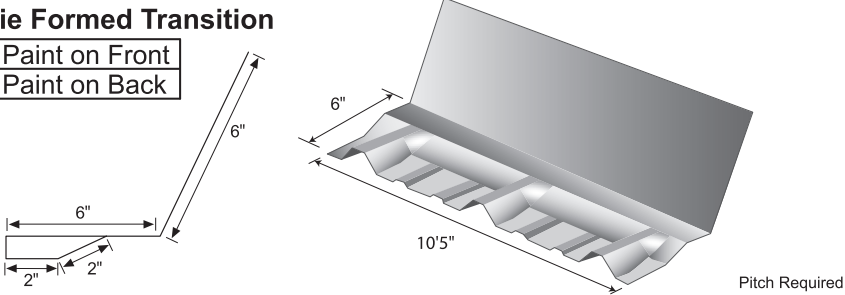
#1405 Paint on Front
#1413 Paint on Back

**Transition Flashing**

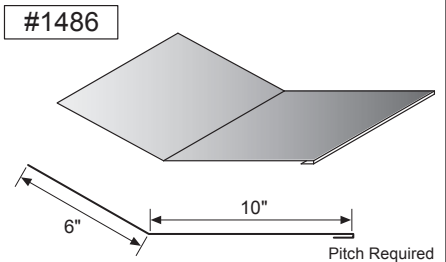
#1484

**RPN Die Formed Transition**

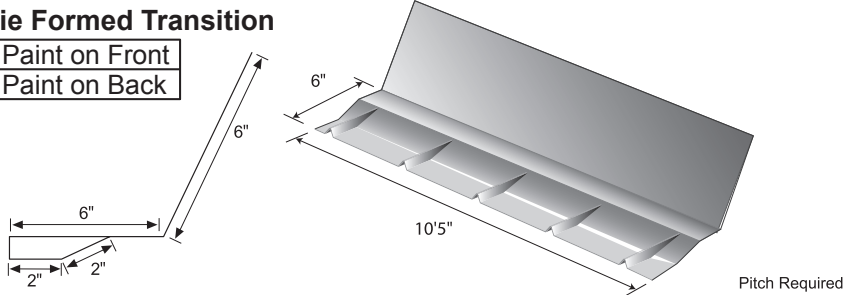
#1406 Paint on Front
#1414 Paint on Back

**Transition Trim**

#1486

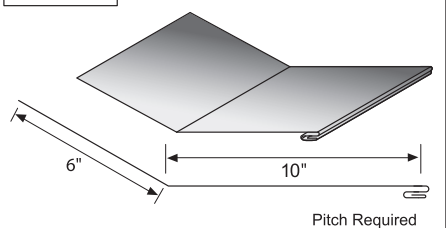
**APN Die Formed Transition**

#1407 Paint on Front
#1415 Paint on Back

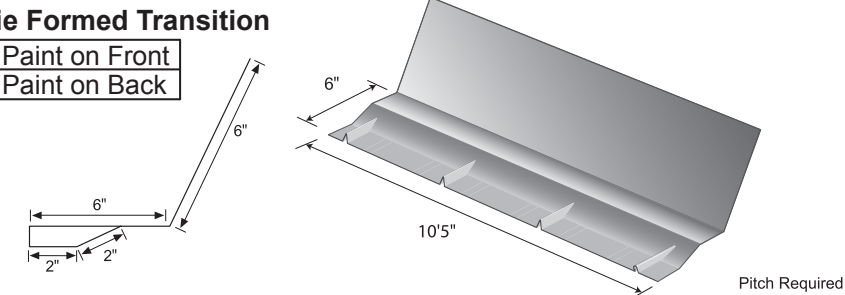
**Transition Trim Profile**

#1487

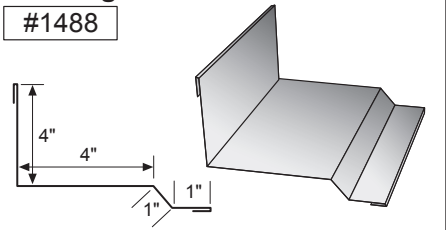
- Pittsburgh Hem

**CFP Die Formed Transition**

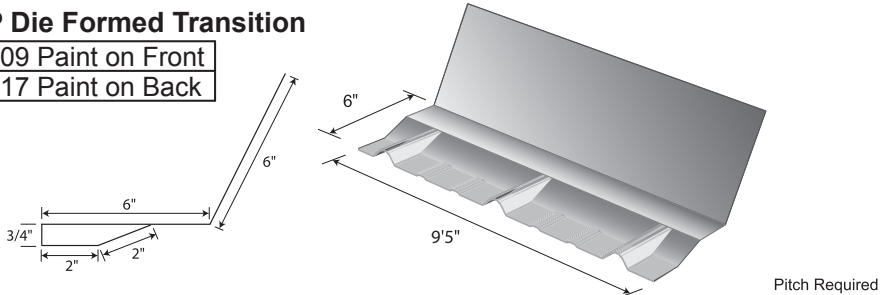
#1408 Paint on Front
#1416 Paint on Back

**Sidewall to Roof Transition Flashing for UPN**

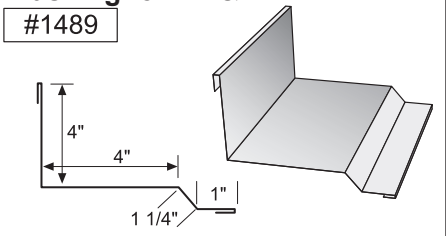
#1488

**SSP Die Formed Transition**

#1409 Paint on Front
#1417 Paint on Back

**Sidewall to Roof Transition Flashing for CF & AP**

#1489



RESIDENTIAL METAL ROOFING: STANDING SEAM, CF & AP PANELS

If you've seen a metal roof on a home in your area, you know how great they look. Metal roofs are eye-catching and attractive, providing a distinctive design element for your home's exterior. Mueller offers a variety of color and panel choices, giving you the flexibility for the look you want. Plus, there are numerous practical reasons to invest in a metal roof:

- Fire Resistant
- Energy Efficient
- Greater Life Expectancy
- Hail Resistant
- Possible Insurance Savings
- Outstanding Durability



STEEL BUILDINGS: BACKYARD BUILDINGS

Mueller's backyard metal buildings are easy to assemble and come in six sizes from 6' x 9' x 7' to 24' x 24' x 8'. All kits include: a bolt together steel frame, choice of wall and trim colors, and a 30-year limited paint warranty. Optional floor kits provide a finishing touch.

STANDARD SERIES

These bolt-together buildings are pre-designed by the pros at Mueller and available in a variety of sizes, from 24' x 24' to 40' x 60'. Built of heavy structural steel, these buildings set new benchmarks for quality, ease of assembly and flexibility.

CUSTOM BUILDINGS

For a structure that will meet your requirements in every way, design your own Custom Building from Mueller. These outstanding buildings open up many options to you including roof type, building size, colors and accessories. For a custom online quote, visit www.MuellerInc.com.



At Mueller, we always do everything we can to satisfy our customers. The following sales policies are standard practice in our industry, and are in place to help us run our business smoothly and successfully.

PRICES: Due to market fluctuation, quoted prices are valid for a limited time only. Please visit one of our branches or call our toll free number 877-2-MUELLER for current prices. Customer shall be responsible for and pay any and all taxes and fees imposed upon or on account of any materials, goods, or services, except taxes required by law to be paid or borne by Mueller, Inc.

RETURNS: All returned items are subject to a standard restocking charge to be determined by Mueller, Inc. Restocking charges will be determined by the condition of the material and its suitability for resale. All returns must be accompanied by an invoice. All special trim will have no return value. Standard trim will have reject value only unless special circumstances apply. Special ordered items will be returned only at Mueller discretion.

STORAGE POLICY: Because of limited storage space, Mueller, Inc. will store custom fabricated material only for a reasonable amount of time. After this, notice will be sent that material must be either picked up or delivered within 10 days, or it will be placed in stock with the deposit forfeited and/or a restocking charge imposed.

SHIPPING: Mueller, Inc. will make every effort to meet requested shipping dates; however, Mueller, Inc. assumes no responsibility for or loss of any kind sustained by customer because of any unforeseen inability to meet shipping dates. Please allow as much shipping time as possible.

TELEPHONE ORDERS: Customer assumes full responsibility for the accuracy of telephone orders if written confirmation is not received prior to release of the order for manufacturing. Customer may request a written confirmation, with the understanding that the manufacturing process will be delayed.

PACKAGING CHARGES: Trim orders, to be delivered, will be wrapped in a protective plastic, free of charge. If cardboard shipping boxes are required or requested, a charge of \$2.50 per linear foot (\$25.00 minimum) will be added to the order. Each bundle will not exceed 300 lbs. Cover sheets will be placed on all bundles of sheets that are warrantied. A charge of \$15.00 per bundle up to 15' in length and \$30.00 per bundle over 15' in length will be added to the order. Each bundle will not exceed 3,000 lbs.

DELIVERY OPTIONS: Mueller, Inc. offers two delivery options:

1. A direct delivery is the option that provides the most accurate, convenient service. Orders will be delivered on a Mueller truck and the exact delivery day can be scheduled in advance. A direct delivery fee is determined by the miles from Mueller's shipping point to the customer's job site times a mileage rate. *Note: Mueller cannot be held responsible for delivery times affected by events outside of our control (weather, road construction, etc.)
2. A drop delivery is the option that provides the greatest economy. Multiple orders will be loaded and shipped together on a Mueller truck in order to minimize shipping costs per order. The delivery fee is based on a minimum charge by mileage. The exact delivery day cannot be determined in advance but a delivery time range will be established prior to shipping. Due to multiple orders shipping together on one trailer, unloading might require extra material handling.

NOTE: It is the responsibility of the customer to be prepared with the necessary manpower and/or equipment to receive materials delivered by Mueller, Inc. Construction site must be safely accessible for Mueller equipment. Mueller personnel will have final determination on job site accessibility.

If third party carriers are used, orders must be prepaid. Customers are responsible for offloading material.

PICK UP ORDERS: It is the customer's responsibility to secure material to their vehicle.

CANCELLATIONS: Cancellation of a manufactured order after production has begun will be subject to restocking charges.

PROTECTING MATERIAL AFTER DELIVERY: Mueller takes every precaution to deliver your material in #1 condition. Any shipping damage should be noted with the driver. Mueller cannot be responsible for storage or handling damage to material after the delivery. The owner should follow the recommended storage procedures.



EASY ON-SITE FORKLIFT DELIVERY AVAILABLE

PART #	PAGE #	PART #	PAGE #	PART #	PAGE #	PART #	PAGE #
#0110	3	#0500	8, 23	#0906	5, 21	#1460	11
#0111	3	#0501	8, 23	#0907	5, 21	#1462	11, 25
#0120	3	#0502	23	#0912	16	#1463	12, 25
#0130	3	#0503	24	#0920	8	#1464	25
#0140	3	#0504	16	#0930	8	#1465	25
#0150	3	#0505	24	#0940	8	#1466	25
#0151	4	#0506	16	#0999	8, 26	#1467	25
#0152	4	#0507	8	#1000	9, 24	#1470	26
#0160	4	#0508	9	#1001	24	#1471	12
#0161	4	#0510	24	#1002	24	#1473	10
#0162	4	#0520	9, 24	#1003	14, 15	#1474	12
#0163	4	#0523	9, 24	#1005	16	#1476	26
#0170	14	#0524	9, 24	#1010	9	#1477	26
#0180	14	#0540	13, 27	#1020	24	#1478	26
#0200	5, 20	#0541	27	#1100	10	#1479	26
#0201	16	#0542	16	#1101	24	#1480	26
#0202	5, 20	#0543	27	#1102	24	#1481	13, 27
#0203	5, 20	#0610	9	#1103	10	#1483	13, 27
#0204	5, 20	#0613	9	#1105	25	#1484	28
#0206	16	#0620	9	#1106	25	#1486	13, 28
#0207	20	#0621	9	#1107	16	#1487	28
#0210	20	#0622	9	#1110	25	#1488	13, 28
#0212	5, 21	#0623	9	#1111	10	#1489	13, 28
#0220	21	#0624	9	#1122	11	#1490	26
#0221	5, 21	#0630	24	#1130	11	#1491	26
#0222	5, 21	#0633	9	#1140	11	#1492	26
#0230	5, 21	#0640	24	#1200	22	#1493	26
#0240	5, 21	#0643	9	#1302	5, 21	#1494	26
#0300	6	#0650	24	#1307	5, 21	#1495	26
#0302	6	#0701	23	#1322	5, 21	#1496	26
#0303	6	#0702	7, 22	#1332	5, 21	#1497	26
#0310	6	#0703	7, 22	#1401	16	#1498	12
#0320	6	#0704	7, 22	#1402	25	#1500	12
#0321	19	#0705	7, 22	#1404	15	#1501	12
#0322	19	#0706	7, 22	#1405	13, 28	#1502	12
#0323	19	#0707	14	#1406	13, 28	#1503	12
#0324	19	#0713	7, 22	#1407	28	#1504	22
#0326	20	#0714	7, 22	#1408	28	#1510	20
#0327	4, 19	#0715	16	#1409	13, 28	#1600	15
#0328	20	#0716	7, 22	#1410	11	#1610	15
#0329	4, 19	#0720	16	#1412	25	#1620	15
#0330	6	#0721	16	#1413	13, 28	#1630	15
#0331	14	#0723	16	#1414	13, 28	#1640	15
#0332	4, 19	#0724	27	#1415	28	#1650	15
#0333	4, 20	#0725	27	#1416	28	#1700	15
#0334	4, 19	#0726	27	#1417	13, 28	#1701	15
#0335	4, 20	#0727	22	#1420	11	#1702	15
#0336	4, 19	#0728	22	#1430	11	#1703	15
#0337	4, 19	#0761	27	#1431	17	#1704	15
#0338	4, 20	#0762	27	#1432	17	#1705	15
#0339	4, 20	#0800	8, 23	#1440	11	#1706	15
#0340	6	#0801	14	#1441	11	#1800	22
#0341	6	#0802	23	#1442	11	#1801	17
#0342	14	#0803	23	#1445	11	#1802	17
#0350	6	#0804	16	#1446	17	#1803	17
#0351	6	#0805	14	#1448	12	#1804	17
#0352	7	#0806	14	#1449	12	#1805	17
#0360	6	#0807	14	#1450	11	#1806	17
#0380	6	#0810	8	#1452	11	#1807	17
#0382	6	#0811	16	#1453	11	#1900	14
#0400	6	#0813	8	#1454	17	#1901	14
#0410	6	#0814	8	#1455	25		
#0420	6	#0851	23	#1456	25		
#0430	6	#0852	23	#1457	17		
#0440	6	#0853	23	#1458	17		

Find out more about Mueller products

Call 877-2-MUELLER
(877-268-3553)

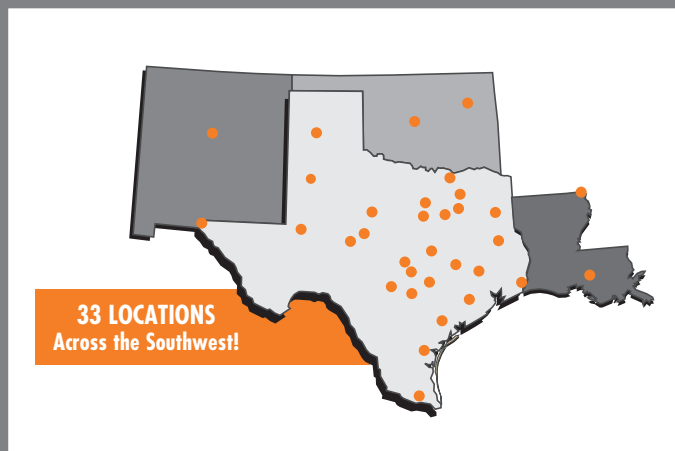
This toll-free number connects you to one of our sales locations across the Southwest.

Click www.MuellerInc.com

Our interactive website offers photos and all the details of our metal products.

Come By 33 convenient locations

Our branches are staffed with experts who are always happy to answer any questions you may have.



steel building & residential metal roofing trim components



IronClad Guarantee

TRIM CATALOG REV. 07/20