

COMPLEX CAPABILITIES

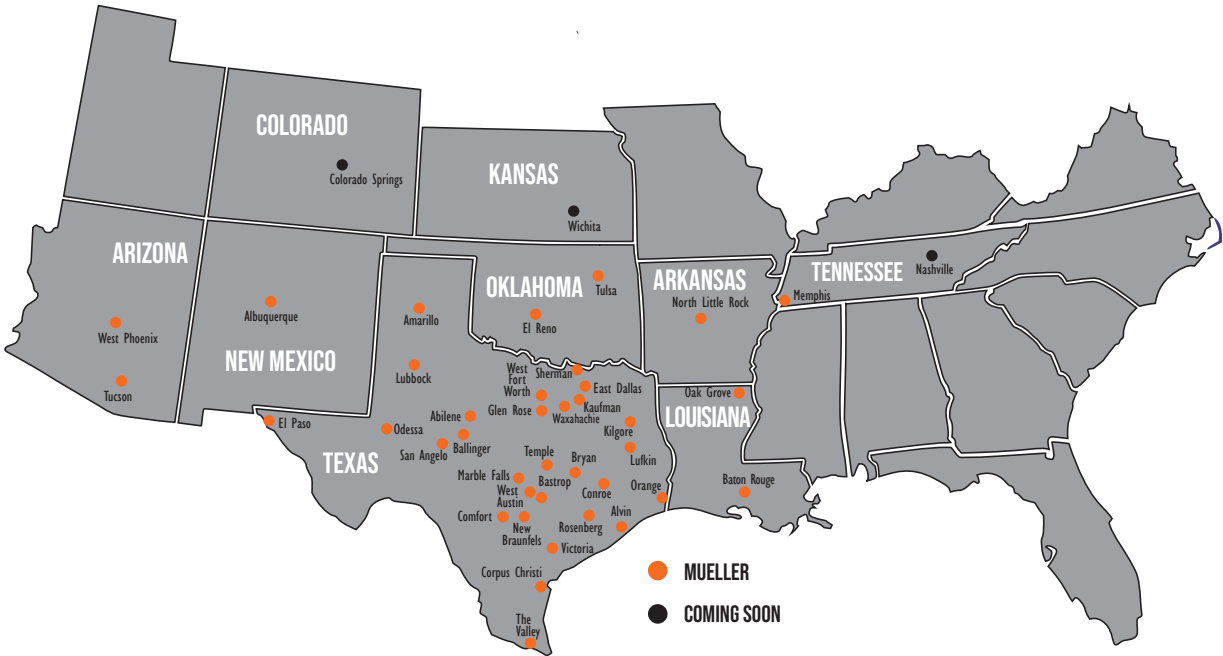
Our team of expert engineers behind every Mueller building project can design complex, multi-functional facilities, such as churches, schools, manufacturing and commercial businesses, that require strict adherence to predetermination plans and specifications. These larger, more complex projects might include buildings that:

- Have a clear span of up to 150'
- Require cranes
- Incorporate a mezzanine in the design
- Include multiple, interconnecting structures

CONTRACTOR SUPPORT

- **Contractor Referral Program** - Become a Mueller preferred independent contractor
- **In-House Engineering** - Engineered to project specifications
- **Site Visit Service** - Inspection and measurement service for residential metal roofing (NOTE: Not available in all areas.)
- **On-Site Delivery** - Convenient delivery and fork lift unloading
- **After-Sale Support** - Assistance and ongoing support after the sale

COMMERCIAL PRODUCTS & SERVICES



CALL: 877-2-MUELLER (877-268-3553)

CLICK: MUELLERINC.COM

COME BY: OUR CONVENIENT LOCATIONS

© 2025 Mueller, Inc., part of Cornerstone Building Brands, Inc. ALL RIGHTS RESERVED. 2603259991103/RevA/MS/0525



COMPONENTS & ACCESSORIES

Many accessories available in 32 colors!

- [1]

Trim Components
- [2]

Wall Louvers
- [3]

Metal Panels
- [4]

Pre-Punched Base Angle & Base Channel
- [5]

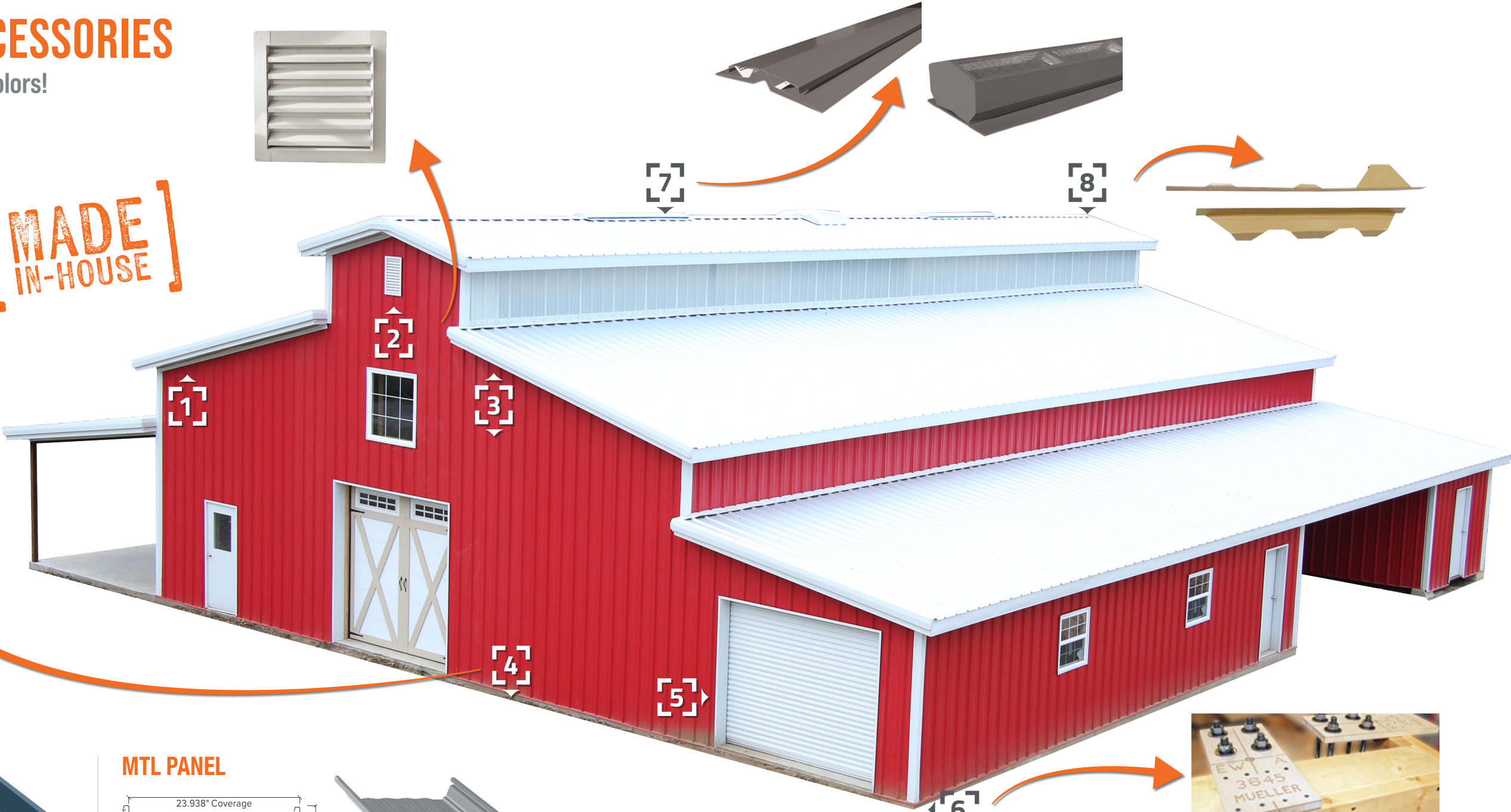

Roll-Up Door
- [6]

Anchor Bolt Templates
- [7]

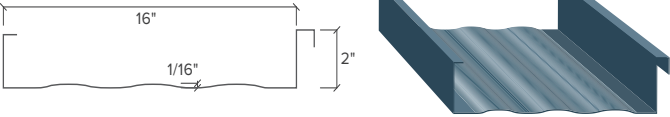
Ridge Vents
- [8]

Metal Closures

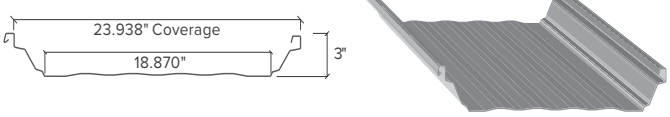
[MADE
IN-HOUSE]



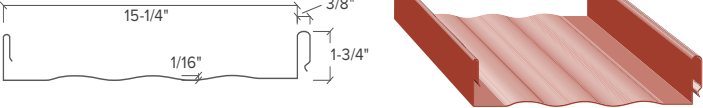
MLK PANEL



MTL PANEL



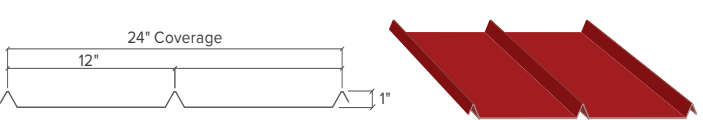
MSL PANEL



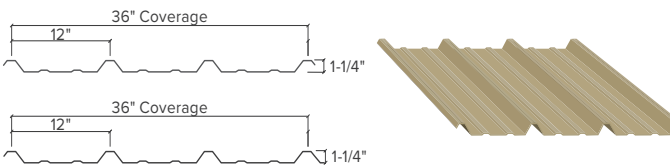
CF PANEL



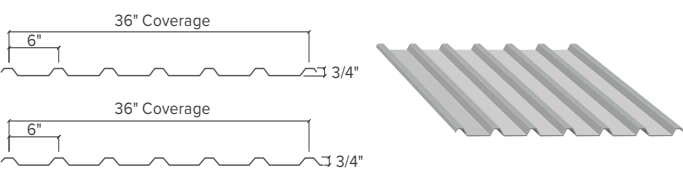
AP PANEL



R & PBR PANELS



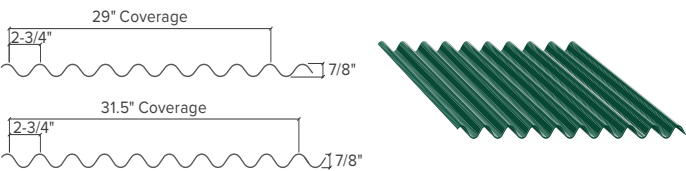
U & PBU PANELS



SSP PANEL



CORRUGATED & CPB PANELS



Refer to Mueller color chart for panel color availability